

KINIKSA PHARMACEUTICALS INTERNATIONAL, PLC

PROXY STATEMENT

ANNUAL MEETING OF SHAREHOLDERS

MAY 29, 2026

2:00 P.M. BRITISH SUMMER TIME

(9:00 A.M. EASTERN DAYLIGHT TIME)

April 16, 2026

Dear Shareholder:

You are cordially invited to attend the 2026 Annual Meeting of Shareholders (the “**Annual Meeting**”) of Kiniksa Pharmaceuticals International, plc, to be held on May 29, 2026, at 2:00 p.m. British Summer Time (9:00 a.m. Eastern Daylight Time) at the Company’s offices at Second Floor, 105 Piccadilly, London, United Kingdom, W1J 7NJ. The Notice of Annual Meeting and proxy statement on the following pages describe the matters to be presented at the Annual Meeting. Please see the heading “*Who Can Attend the Annual Meeting?*” in the proxy statement for more information about how to attend the Annual Meeting in person.

Whether or not you plan to attend the Annual Meeting, it is important that your shares be represented and voted at the Annual Meeting. I urge you to promptly vote and submit your proxy by phone, the Internet, or, if you received paper copies of our proxy materials and proxy card, by signing, dating and mailing the proxy card in the return envelope provided therewith. If you have received our Notice of Internet Availability of Proxy Materials, the instructions regarding how you can vote are in such notice. If you have received a proxy card, then instructions regarding how you can vote are on the proxy card. If you decide to attend the Annual Meeting, you will be able to vote in person, even if you have previously submitted your proxy.

Thank you for your support.

Sincerely,

A handwritten signature in black ink, appearing to read 'Sanj K. Patel', with a horizontal line underneath it.

Sanj K. Patel

Chief Executive Officer and Chairman of the Board

---

**Notice of Annual Meeting of Shareholders  
To be held May 29, 2026**

---

**KINIKSA PHARMACEUTICALS INTERNATIONAL, PLC  
SECOND FLOOR  
105 PICCADILLY  
LONDON, UNITED KINGDOM W1J 7NJ**

---

This year's Annual Meeting will be held on May 29, 2026 at 2:00 p.m. British Summer Time (9:00 a.m. Eastern Daylight Time) at the Company's offices at Second Floor, 105 Piccadilly, London, United Kingdom, W1J 7NJ:

The proposals to be considered and acted upon at the Annual Meeting are described in more detail in this proxy statement and are as follows:

- 1 To re-elect Stephen R. Biggar, G. Bradley Cole and Barry D. Quart as Class II Directors to serve on the Board of Directors until the 2029 Annual Meeting of Shareholders, and until their respective successors have been appointed or until their earlier resignation or vacation of office in accordance with the Articles of Association (the "**Articles**") of Kiniksa Pharmaceuticals International, plc (the "**Company**").
- 2 To approve the appointment of PricewaterhouseCoopers LLP ("**PwC**") as the Company's UK statutory auditors until the close of the 2027 Annual Meeting of Shareholders.
- 3 To ratify the appointment of PwC as the Company's US independent registered public accounting firm for the fiscal year ending December 31, 2026.
- 4 To authorize the Board of Directors, through our Audit Committee, to determine PwC's remuneration in its capacity as our UK statutory auditors until the close of the 2027 Annual Meeting of Shareholders.
- 5 To receive the Company's UK statutory annual accounts and report for the period ended December 31, 2025 (the "**UK Annual Report**").
- 6 To approve, on an advisory (non-binding) basis, the Company's UK Statutory Directors' Annual Remuneration Report for the period ended December 31, 2025 (the "**UK Remuneration Report**"), which is set forth in [Annex A](#) to this proxy statement and contained in the UK Annual Report.
- 7 To approve the Company's UK Statutory Directors' Remuneration Policy (the "**UK Remuneration Policy**"), which is set forth in [Annex A](#) to this proxy statement and contained in the UK Annual Report.
- 8 To approve, on an advisory (non-binding) basis, the compensation of our named executive officers (the "**Say-on-Pay Vote**")


The Annual Meeting may be continued or adjourned from time to time without notice other than by announcement at the Annual Meeting.

Holders of record of our Class A ordinary shares ("**Class A Shares**") and Class B ordinary shares ("**Class B Shares**" and together, "**Voting Shares**") as of the close of business on April 6, 2026 are entitled to notice of and to vote at the Annual Meeting, or any continuation, postponement, or adjournment of the Annual Meeting.

---

Whether or not you plan to attend the Annual Meeting, we urge you to vote your shares and submit your proxy via the toll-free telephone number or over the Internet, as described in the materials you received. If you received a paper copy of the proxy card in respect of the Annual Meeting by mail, you may sign, date and mail the proxy card in the return envelope provided therewith. Promptly voting your shares and submitting your proxy will help ensure the presence of a quorum at the Annual Meeting and save us the expense of further solicitation. Voting your shares and submitting your proxy now will not prevent you from voting your shares at the Annual Meeting.

By Order of the Board of Directors,

A handwritten signature in black ink, appearing to read 'DCLB', is written over a horizontal line.

Douglas Barry  
Secretary

London, United Kingdom  
April 16, 2026

---

---

**Table of Contents**

---

**[Notice of Annual Meeting of Shareholders](#)**

**[Table of Contents](#)**

<b><a href="#">Proxy Statement Summary</a></b>	1
<a href="#">Information about our 2026 Annual Meeting of Shareholders</a>	1
<a href="#">Purpose of the Annual Meeting</a>	1
<a href="#">Corporate Governance Highlights</a>	1
<a href="#">Executive Compensation Highlights</a>	2
<b><a href="#">Proxy Statement for Annual Meeting of Shareholders</a></b>	3
<a href="#">Proposals</a>	3
<a href="#">Recommendations of the Board</a>	4
<a href="#">Questions and Answers About the Annual Meeting</a>	5
<b><a href="#">Proposals to be Voted On</a></b>	12
<a href="#">Proposal No. 1—Re-Election of Class II Directors</a>	12
<a href="#">Proposal No. 2—Approval of the Appointment of PwC as the Company’s UK Statutory Auditors</a>	17
<a href="#">Proposal No. 3—Ratification of Appointment of PwC as the Company’s US Independent Registered Public Accounting Firm</a>	17
<a href="#">Proposal No. 4—Authorization of the Board of Directors, Through the Audit Committee, to Determine PwC’s Remuneration in its Capacity as the Company’s UK Statutory Auditors</a>	17
<a href="#">Proposal No. 5—Receipt of the UK Annual Report</a>	19
<a href="#">Proposal No. 6—Approval on an Advisory (Non-Binding) Basis of the UK Remuneration Report</a>	20
<a href="#">Proposal No. 7—Approval of the UK Remuneration Policy</a>	21
<a href="#">Proposal No. 8—Say-on-Pay Advisory Vote</a>	22
<b><a href="#">Report of the Audit Committee of the Board of Directors</a></b>	24
<b><a href="#">Independent Registered Public Accounting Firm Fees and Other Matters</a></b>	25

---

---

**Table of Contents** *continued*

---

<b><a href="#">Corporate Governance</a></b>	26
<a href="#">General</a>	26
<a href="#">Board Composition</a>	26
<a href="#">Director Independence</a>	26
<a href="#">Director Candidates</a>	27
<a href="#">Communications From Shareholders</a>	27
<a href="#">Board Leadership Structure</a>	28
<a href="#">Board Role In Risk Oversight</a>	28
<a href="#">Board Evaluation</a>	29
<a href="#">Code of Ethics</a>	29
<a href="#">Insider Trading Compliance Policy</a>	29
<a href="#">Attendance by Members of the Board of Directors At Meetings</a>	30
<a href="#">Committees of the Board of Directors</a>	30
<a href="#">Executive Officers</a>	33
<b><a href="#">Executive Compensation—Compensation Discussion and Analysis</a></b>	35
<a href="#">Executive Summary</a>	35
<a href="#">Roles and Responsibilities of Participants in our Executive Compensation Process</a>	37
<a href="#">Executive Compensation Philosophy and Strategy</a>	38
<a href="#">Components of our Executive Compensation Program</a>	39
<a href="#">Compensation Peer Group</a>	42
<a href="#">2025 Executive Compensation of our Named Executive Officers</a>	44
<a href="#">Other Policies and Practices</a>	50
<b><a href="#">Report of the Compensation Committee of the Board of Directors</a></b>	51
<b><a href="#">Executive Compensation Tables</a></b>	52
<a href="#">Summary Compensation Table</a>	52
<a href="#">2025 Grants of Plan-Based Awards Table</a>	54
<a href="#">Outstanding Equity Awards at 2025 Fiscal Year End Table</a>	55
<a href="#">Narrative Disclosure to Summary Compensation Table and 2025 Grants of Plan-Based Awards Table</a>	58
<a href="#">2025 Options Exercised and Shares Vested Table</a>	59
<a href="#">Pension Benefits and Nonqualified Deferred Compensation</a>	59
<a href="#">Employment Agreements and Potential Payments upon Termination or Change in Control</a>	59
<a href="#">Equity Awards; Change in Control</a>	61
<a href="#">Estimated Severance Payments</a>	62
<a href="#">CEO Pay Ratio</a>	63
<b><a href="#">Equity Compensation Plan Information</a></b>	64
<b><a href="#">Pay Versus Performance</a></b>	65
<a href="#">CEO-SCT Total to CAP Reconciliation</a>	66
<a href="#">Average Non-CEO NEO-SCT Total to CAP Reconciliation</a>	66
<a href="#">Most Important Financial Measures</a>	67
<a href="#">Analysis of the Information Presented in the Pay Versus Performance Table</a>	67

---

---

**Table of Contents** *continued*

---

<b><a href="#">Director Compensation</a></b>	70
<a href="#">Non-Employee Director Compensation Program</a>	70
<a href="#">2025 Director Compensation Table</a>	72
<b><a href="#">Security Ownership of Certain Beneficial Owners and Management</a></b>	74
<b><a href="#">Certain Relationships</a></b>	77
<a href="#">Policies and Procedures for Related Person Transactions</a>	77
<a href="#">Registration Rights</a>	77
<a href="#">Executive and Director Compensation</a>	78
<b><a href="#">Other Matters</a></b>	79
<a href="#">Shareholders' Proposals</a>	79
<a href="#">UK Statutory Annual Accounts and Reports of the Board and Auditors of Kiniksa Pharmaceuticals International, plc for the year ended December 31, 2025</a>	80
<a href="#">Other Matters to be Presented at the Annual Meeting</a>	80
<a href="#">Solicitation of Proxies</a>	80
<a href="#">Kiniksa's Annual Report on Form 10-K and UK Annual Report</a>	81
<a href="#">Where You Can Find More Information</a>	81
<b><a href="#">Annex A—Directors' Remuneration Report</a></b>	A-1
<b><a href="#">Annex B—Form of Proxy for Ordinary Shareholders</a></b>	B-1

---

---

## Proxy Statement Summary

---

This summary highlights information contained elsewhere in this proxy statement and does not contain all of the important information that you should consider. As such, you should read the entire proxy statement carefully before voting.

## Information about our 2026 Annual Meeting of Shareholders

---

<b>Date and Time:</b>	May 29, 2026 at 2:00 p.m. British Summer Time (9:00 a.m. Eastern Daylight Time)
<b>Location:</b>	Second Floor, 105 Piccadilly, London, United Kingdom W1J 7NJ
<b>Record Date:</b>	April 6, 2026

---

## Purpose of the Annual Meeting

---

The proposals to be considered and acted upon at the Annual Meeting are described in more detail in this proxy statement and are as follows:

- 1 To re-elect Stephen R. Biggar, G. Bradley Cole and Barry D. Quart as Class II Directors to serve on the Board of Directors until the 2029 Annual Meeting of Shareholders, and until their respective successors have been appointed or until their earlier resignation or vacation of office in accordance with the Articles.
- 2 To approve the appointment of PwC as the Company's UK statutory auditors until the close of the 2027 Annual Meeting of Shareholders.
- 3 To ratify the appointment of PwC as the Company's US independent registered public accounting firm for the fiscal year ending December 31, 2026.
- 4 To authorize the Board of Directors, through our Audit Committee, to determine PwC's remuneration in its capacity as our UK statutory auditors until the close of the 2027 Annual Meeting of Shareholders.
- 5 To receive the UK Annual Report.
- 6 To approve, on an advisory (non-binding) basis, the UK Remuneration Report, which is set forth in [Annex A](#) to this proxy statement and contained in the UK Annual Report.
- 7 To approve the UK Remuneration Policy, which is set forth in [Annex A](#) to this proxy statement and contained in the UK Annual Report.
- 8 To approve, on an advisory (non-binding) basis, the Say-on-Pay Vote.

## Corporate Governance Highlights

---

We maintain corporate governance guidelines (the "**Corporate Governance Guidelines**") that set forth a flexible framework within which the Board, assisted by its committees, exercises its responsibilities. The Corporate Governance Guidelines are reviewed by the Nominating and Corporate Governance Committee (the "**Governance Committee**") from time to time as appropriate and are subject to change. Any proposed changes to the Corporate Governance Guidelines are approved by the Board. Listed below are some of our corporate governance practices.

---

**What We Do**

- ✓ 9 Independent Directors out of 10 Directors
- ✓ Separate Lead Independent Director and Chairman of the Board Roles
- ✓ 100% Independent Board Committees
- ✓ Regular Executive Sessions of Independent Directors
- ✓ Risk Oversight by the Board and Board Committees
- ✓ Board and Committee Self-Evaluations
- ✓ Access to Executives, Other Employees, and Advisors

---

**Executive Compensation Highlights**

Our Compensation Committee, which establishes our compensation philosophy and reviews our compensation programs, practices and policies, is committed to effective compensation governance. Listed below are some of the executive compensation practices and policies designed to drive performance, mitigate against undue risk, and align the interests of our executives and other employees with those of our shareholders.

---

**What We Do**

- ✓ Provide a Mix of Fixed and Variable Compensation (Including Performance-Based Cash and Equity Compensation), with Emphasis on Variable Compensation
- ✓ Provide a Mix of Annual- and Long-Term Incentive Compensation, with Emphasis on Long-Term Incentive Compensation
- ✓ Subject Annual and Long-Term Incentive Compensation to Measurable and Rigorous Performance-Based Goals
- ✓ Engage Independent Compensation Consultants
- ✓ Design Compensation Programs to Have a Strong Link Between Performance Measures and Strategic Objectives that are Designed to Increase Long-Term Shareholder Value
- ✓ Utilize Competitive Market Data and a Compensation Peer Group
- ✓ Seek Shareholder Approval of Director Remuneration Policy
- ✓ Maintain a Policy Prohibiting Hedging and Pledging
- ✓ Maintain a Policy Providing for the “Clawback” of Certain Executive Compensation in the Event of a Restatement

---

**What We Don't Do**

- × No Excise Tax Gross-Ups in Existing Agreements
- × No Pension or Executive Retirement Plans for our US-based Executive Officers
- × No Automatic Single Trigger Equity Acceleration on Change of Control
- × No Repricing or Cash Buyouts of Underwater Options Without Shareholder Approval
- × No Discount Share Options
- × No Excessive Perquisites
- × No Excessive Severance Benefits

---

## Proxy Statement for Annual Meeting of Shareholders

---

**KINIKSA PHARMACEUTICALS INTERNATIONAL, PLC  
SECOND FLOOR  
105 PICCADILLY  
LONDON, UNITED KINGDOM W1J 7NJ**

---

This proxy statement is furnished in connection with the solicitation by the Board of Directors (“**Board**” or “**Board of Directors**”) of Kiniksa Pharmaceuticals International, plc (the “**Company**” or “**Kiniksa International**”), of proxies to be voted at the Annual Meeting to be held on May 29, 2026 at 2:00 p.m. British Summer Time (9:00 a.m. Eastern Daylight Time) at the Company’s offices at Second Floor, 105 Piccadilly, London, United Kingdom W1J 7NJ.

Holders of record of our Voting Shares, as of the close of business on April 6, 2026 (the “**Record Date**,” and such shareholders, the “**Record Date Shareholders**”), will be entitled to notice of and to vote at the Annual Meeting and any continuation, postponement, or adjournment thereof.

In accordance with the rules of the Securities and Exchange Commission (the “**SEC**”), on or about April 16, 2026, we sent Notices of Internet Availability of Proxy Materials and provided access to our proxy materials over the Internet to the Annual Meeting.

Our audited financial statements for the fiscal year ended December 31, 2025, as approved by our Board of Directors together with the report of PwC as our UK statutory auditors, with respect to those financial statements, will be presented at the Annual Meeting.

**Important Notice Regarding the Availability of Proxy Materials for the Annual Meeting to be held on May 29, 2026: The proxy materials are available at [www.proxyvote.com](http://www.proxyvote.com).**

### Proposals

---

The proposals to be considered and acted upon at the Annual Meeting are described in more detail in this proxy statement and are as follows:

- 1 To re-elect Stephen R. Biggar, G. Bradley Cole and Barry D. Quart as Class II Directors to serve on the Board of Directors until the 2029 Annual Meeting of Shareholders, and until their respective successors have been appointed or until their earlier resignation or vacation of office in accordance with the Articles.
- 2 To approve the appointment of PwC as the Company’s UK statutory auditors until the close of the 2027 Annual Meeting of Shareholders.
- 3 To ratify the appointment of PwC as the Company’s US independent registered public accounting firm for the fiscal year ending December 31, 2026.
- 4 To authorize the Board of Directors, through our Audit Committee, to determine PwC’s remuneration in its capacity as our UK statutory auditors until the close of the 2027 Annual Meeting of Shareholders.
- 5 To receive the UK Annual Report.
- 6 To approve, on an advisory (non-binding) basis, the UK Remuneration Report, which is set forth in [Annex A](#) to this proxy statement and contained in the UK Annual Report.
- 7 To approve the UK Remuneration Policy, which is set forth in [Annex A](#) to this proxy statement and contained in the UK Annual Report.
- 8 To approve, on an advisory (non-binding) basis, the Say-on-Pay Vote.

[Table of Contents](#)

Proxy Statement for Annual Meeting of Shareholders

We know of no other business that will be presented at the Annual Meeting. If any other matter properly comes before the shareholders for a vote at the Annual Meeting, however, the proxy holders named on Kiniksa's proxy card will vote your shares in accordance with their discretion.

**Recommendations of the Board**

---

The following table summarizes the items that will be brought for a vote at the Annual Meeting, along with the Board's voting recommendations:

<b>Proposal</b>	<b>Description of Proposal</b>	<b>Board's Recommendation</b>
(1)	Re-election of Stephen R. Biggar, G. Bradley Cole and Barry D. Quart as Class II Directors.	<b>FOR</b>
(2)	Approval of the appointment of PwC as the Company's UK statutory auditors until the close of the 2027 Annual Meeting of Shareholders.	<b>FOR</b>
(3)	Ratification of the appointment of PwC as the Company's US independent registered public accounting firm for the fiscal year ending December 31, 2026.	<b>FOR</b>
(4)	Authorize the Board of Directors, through the Audit Committee, to determine PwC's remuneration in its capacity as our UK statutory auditors until the close of the 2027 Annual Meeting of Shareholders.	<b>FOR</b>
(5)	Receive the UK Annual Report.	<b>FOR</b>
(6)	Approve the UK Remuneration Report, which is set forth in <u>Annex A</u> to this proxy statement and contained in the UK Annual Report.	<b>FOR</b>
(7)	Approve the UK Remuneration Policy, which is set forth in <u>Annex A</u> to this proxy statement and contained in the UK Annual Report.	<b>FOR</b>
(8)	To approve the Say-on-Pay Vote.	<b>FOR</b>

---

**Why you received this proxy statement.** You are viewing or received this proxy statement and the other proxy materials because our Board of Directors is soliciting your proxy to vote your shares at the Annual Meeting. This proxy statement includes information that we are required to provide to you under the rules of the SEC and that is designed to assist you in voting your shares.

**Notice of Internet Availability of Proxy Materials.** As permitted by SEC rules, we are making this proxy statement and Kiniksa's Annual Report on Form 10-K for the fiscal year ended December 31, 2025 (the "**Annual Report**") available to our shareholders electronically via the Internet. On or about April 16, 2026, we mailed a Notice of Internet Availability of Proxy Materials (the "**Internet Notice**") to our Record Date Shareholders containing instructions on how to access this proxy statement and our Annual Report and on how to vote. If you receive an Internet Notice by mail, you will not receive a printed copy of our proxy materials in the mail unless you specifically request them. Instead, the Internet Notice instructs you on how to access and review this proxy statement and our Annual Report and how you can submit your proxy over the Internet. If you receive an Internet Notice by mail and would like to receive a printed copy of our proxy materials, you should follow the instructions for requesting such materials in the Internet Notice.

**Printed Copies of Our Proxy Materials.** If you receive printed copies of our proxy materials, then instructions regarding how you can vote are on the Company's proxy card included in the materials.

Proxy Statement for Annual Meeting of Shareholders

**Householding.** SEC rules permit us to deliver a single Internet Notice or set of our proxy materials to one address shared by two or more of our shareholders. This delivery method is referred to as “householding” and can result in significant cost savings. We additionally expect brokers, banks and other nominees to deliver only one Internet Notice or one set of our proxy materials to multiple shareholders who hold our shares in “street name” and who share an address, unless they receive instructions to the contrary from such shareholders prior to the mailing date. If you hold our Shares in “street name” and would prefer to receive separate copies of the Internet Notice or our proxy materials, please contact your broker, bank or nominee. We will also deliver promptly, upon written or oral request, a separate copy of the Internet Notice or our proxy materials, to any shareholder at the shared address to which a single copy of those documents was delivered. If you prefer to receive separate copies of the Internet Notice or our proxy materials, contact your broker, bank or nominee or Broadridge Financial Solutions, Inc. at 1-800-353-0103 or in writing at Broadridge, Householding Department, 51 Mercedes Way, Edgewood, New York 11717.

**Questions and Answers About the Annual Meeting**

---

***Who is entitled to vote at the Annual Meeting?***

Only Record Date Shareholders are entitled to vote at the Annual Meeting. Each issued and outstanding Class A Share is entitled to one vote and each issued and outstanding Class B Share is entitled to ten votes on all matters brought before the Annual Meeting. At the close of business on the Record Date, there were 46,218,660 Class A Shares and 1,795,158 Class B Shares issued and outstanding and entitled to vote at the Annual Meeting. We also have two classes of non-voting ordinary shares, Class A1 ordinary shares and Class B1 ordinary shares, which do not have the right to vote on any matters at the Annual Meeting, but are entitled to receive notice of, attend and speak at the Annual Meeting.

***What is the difference between a “record holder,” a “beneficial owner,” and holding shares in “street name”?***

Most shareholders hold their shares through a broker, trust, bank or other nominee rather than directly in their own names.

If, on the Record Date, your shares were registered directly in your name with Computershare Trust Company, N.A., our transfer agent for our ordinary shares (the “**Transfer Agent**”), then you are a shareholder of record. As a shareholder of record, you may vote in person at the Annual Meeting or vote by proxy. Whether or not you plan to attend the Annual Meeting, we urge you to vote over the Internet, by telephone or by filling out and returning a proxy card to ensure your vote is counted.

If, on the Record Date, your shares were held in an account at a broker, trust, bank, dealer or other similar organization, then you are the beneficial owner of shares held in “street name” and these proxy materials are being forwarded to you by that organization. The organization holding your account is considered the shareholder of record for purposes of voting at the Annual Meeting. As a beneficial owner, you have the right to direct your broker or other agent on how to vote the shares in your account. You are also invited to attend the Annual Meeting. However, since you are not the shareholder of record, you may not vote your shares at the Annual Meeting unless you request and obtain a valid legal proxy or power of attorney from your broker, trust, bank or other nominee.

Proxy Statement for Annual Meeting of Shareholders

***Who can attend the Annual Meeting?***

Holders of record of the Company's Class A Shares, Class B Shares, Class A1 ordinary shares and Class B1 ordinary shares as of the Record Date are entitled to receive notice of and attend and speak at any general meeting of the Company. However, holders of the Company's Class A1 ordinary shares and Class B1 ordinary shares do not have the right to vote on any matters at the Annual Meeting. In addition, you may attend the Annual Meeting if you hold a valid proxy for the Annual Meeting. In order to be admitted into the Annual Meeting, you must present government-issued photo identification (such as a passport). If your bank, broker or other nominee holds your shares in "street name," you will also be required to present proof of beneficial ownership of your Voting Shares on the Record Date, such as the Internet Notice you received from your bank, broker or other nominee, or a statement or letter from your bank, broker or other nominee showing that you owned your Voting Shares at the close of business on the Record Date.

***Am I entitled to vote if I am a "beneficial owner" of shares held in "street name"?***

If you are a "beneficial owner" of Voting Shares held in "street name" by a bank, a broker or other nominee, our proxy materials are being provided to you by such nominee, along with a voting instruction card if you received printed copies of our proxy materials. As the beneficial owner, you have the right to direct your bank, broker or other nominee how to vote your shares, and such nominee is required to vote your shares in accordance with your instructions. If your shares are not registered in your own name and you would like to vote your shares in person at the Annual Meeting, you should contact your bank, broker or other nominee to obtain a legal proxy or power of attorney and voting instructions.

***How do I vote?***

**Shares Registered in Your Name.** If you are a registered shareholder of Voting Shares, we recommend that you vote by proxy in advance of the Annual Meeting, even if you plan to attend the meeting. You may vote in advance of the Annual Meeting over the Internet, by telephone or, if you received printed copies of the proxy materials, by proxy using the enclosed proxy card. The proxy holder named on the proxy card will vote your shares as you instruct. If you sign and return the proxy card but do not vote on a proposal, the proxy holder will vote for you as described under the heading "*What if I did not specify how my shares are to be voted?*" below.

You may vote by proxy in advance of the Annual Meeting by:

- **Telephone:** You can vote by telephone by calling 1-800-690-6903 and following the instructions on the applicable Internet Notice or proxy card. You will be asked to provide the 16-Digit Control Number from your Internet Notice or proxy card.
- **Internet:** You can vote over the internet at [www.proxyvote.com](http://www.proxyvote.com) by following the instructions on the applicable Internet Notice or proxy card. You will be asked to provide the 16-Digit Control Number from your Internet Notice or proxy card.
- **Mail:** If you received printed proxy materials, you can vote by mail by signing, dating and mailing the applicable proxy card, which you may have received by mail. Mailed proxy cards must be received no later than 9:00 p.m. British Summer Time (5:00 p.m. Eastern Daylight Time) on May 28, 2026 to be counted.

Telephone and Internet voting facilities for holders of record of our Voting Shares will be available 24 hours a day and will close at 4:59 a.m. British Summer Time on May 29, 2026 (11:59 p.m. Eastern Daylight Time on May 28, 2026).

Proxy Statement for Annual Meeting of Shareholders

**Shares Held in “street name.”** If your shares are held in “street name” through a bank, broker or other nominee, you will receive instructions on how to vote your shares from such nominee. You must follow their instructions in order for your shares to be voted. Telephone and Internet voting also may be offered to shareholders owning shares through these nominees. If your shares are not registered in your own name and you would like to vote your shares in person at the Annual Meeting, you should contact your bank, broker or other nominee to obtain a legal proxy or power of attorney and voting instructions.

***What if I did not specify how my shares are to be voted?***

**Shares Registered in Your Name.** If you are a registered shareholder and you submit a proxy but do not indicate any voting instructions, the persons named as proxies will vote in accordance with the recommendations of our Board of Directors. Board recommendations are indicated under the heading “*Recommendations of the Board*” in this proxy statement as well as with the description of each proposal in this proxy statement. If any other matter properly comes before the Annual Meeting, the proxy holders will vote your shares as recommended by the Board or, if no recommendation is given, using their own discretion.

**Shares Held in “Street Name.”** If your shares are held in “street name” and you do not provide voting instructions to your bank, broker or other nominee, such nominee (a) is entitled to vote your shares held for you as a beneficial owner on routine matters, in which case the bank, broker or other nominee would vote your shares in its discretion and (b) is not entitled to vote your shares on non-routine matters. Although the determination of whether banks, brokers or other nominees will have discretionary voting power for a particular proposal is typically determined only after the proxy materials are filed with the SEC, we expect that Proposal Nos. 2 through 5 will be considered “routine” matters, meaning that if you do not return voting instructions to your bank, broker or other nominee by its deadline, your shares may be voted on these proposals by your bank, broker or other nominee in its discretion. We expect that Proposal No. 1 and Proposal Nos. 6 through 8 will be considered “non-routine” matters, meaning that if your broker does not receive voting instructions from you on how to vote your shares on these proposals and you do not vote on such matters in person at the Annual Meeting, your shares will not be voted on such matters, in which case a “broker non-vote” would occur.

***Who will count the votes?***

A representative of Broadridge Financial Solutions, Inc., our inspector of election, will tabulate and certify votes.

***May I revoke my proxy?***

**Shares Registered in Your Name.** Yes, if you are a registered shareholder, you may revoke your proxy and change your vote by submitting a duly executed proxy card bearing a later date, provided that such proxy cards must be received no later than 9:00 p.m. British Summer Time (5:00 p.m. Eastern Daylight Time) on May 28, 2026; granting a subsequent proxy through the Internet or telephone; giving written notice of revocation to the Secretary of Kiniksa, provided that such notice is received prior to 9:00 p.m. British Summer Time (5:00 p.m. Eastern Daylight Time) on May 28, 2026; or attending the Annual Meeting and voting at such meeting.

Your most recent proxy card or telephone or Internet proxy for the Annual Meeting is the one that will be counted. Your attendance at the Annual Meeting by itself will not revoke your proxy unless you give written notice of revocation to the Secretary before your proxy is voted or you vote at such meeting.

**Shares Held in “Street Name.”** Yes, if your shares are held in “street name,” you may change or revoke your voting instructions by following the specific directions provided to you by your bank, broker or other nominee, or you may vote in person at the Annual Meeting by obtaining a legal proxy or power of attorney from your bank, broker or other nominee and submitting the legal proxy or power of attorney along with your ballot.

Proxy Statement for Annual Meeting of Shareholders

***How many shares must be present to hold the Annual Meeting?***

A “quorum” must be present for the Annual Meeting to be held. The presence at the Annual Meeting of two or more persons, whether in person or by proxy, and holding between them at least one-third in voting rights of each of the Class A Shares and Class B Shares entitled to vote shall be a quorum.

***What if a quorum is not present at the Annual Meeting?***

If, within a half hour (or such longer time not exceeding one hour as the chairperson of the meeting may decide to wait) after the time appointed for the commencement of the meeting a quorum is not present, then the Annual Meeting will be adjourned to the same day one week later, at the same time and place or to another day, time or place as the chairperson of the meeting may decide. Unless the Annual Meeting is adjourned to a specific date, time and place announced at the Annual Meeting being adjourned, notice of the resumption of the Annual Meeting shall be given to each shareholder entitled to attend and vote at the Annual Meeting.

***What are broker non-votes and do they count for determining a quorum?***

A broker non-vote occurs when shares held in “street name” for a beneficial owner are not voted with respect to a particular proposal because the bank, broker or other nominee has not received voting instructions from the beneficial owner of the shares and lacks discretionary voting power to vote those shares.

Your shares may be voted if you hold them “beneficially,” even if you do not provide the bank, broker or nominee with voting instructions. Your bank, broker or nominee has the authority, under applicable regulatory requirements, to vote shares for which their customers do not provide voting instructions on certain “routine” matters. Broker non-votes count for purposes of determining whether a quorum is present for the Annual Meeting, but will have no effect on the vote for a number of the resolutions to be voted upon at the Annual Meeting.

***How will abstentions be treated?***

An “abstention” represents a shareholder’s affirmative choice to decline to vote on a proposal. Abstentions have no effect on the proposals being presented at the Annual Meeting. However, abstentions are counted as present and entitled to vote for purposes of determining a quorum.

***How are votes counted?***

Voting Shares represented in person or by proxy, including shares which abstain or do not vote with respect to one or more of the matters presented for shareholder approval, will be counted for purposes of determining whether a quorum is present. Broker non-votes count for purposes of determining whether a quorum is present, but will have no effect on the vote for the re-election of directors and approval of the compensation of our named executive officers. Because a bank, broker or other nominee has discretionary authority to vote on routine matters, we do not expect any broker non-votes in connection with any such proposals.

Abstentions and broker non-votes are not counted in the tally of votes FOR or AGAINST a proposal. With respect to Proposal No. 1 and Proposal Nos. 6 through 8, abstentions and broker non-votes are not counted as votes in favor of or against any proposal or director nominee. With respect to Proposals No. 2 through 5, abstentions are not counted as votes in favor of or against the proposal, and we do not expect broker non-votes on the proposal.

Voting in respect of each proposal will be decided on a poll. Each proposal to be voted on at the Annual Meeting is an ordinary resolution and will be passed by the affirmative vote of a simple majority (more than 50%) of the total voting rights cast by eligible shareholders (whether in person or by proxy).

## Proxy Statement for Annual Meeting of Shareholders

For additional information on the treatment of abstentions and broker non-votes, see the below section titled “*How many votes are required for the approval of the proposals to be voted upon and how will abstentions be treated?*”

***How does the Board of Directors recommend that I vote on the proposals, how many votes are required for the approval of the proposals to be voted upon and how will abstentions be treated?***

<b>Proposal</b>	<b>Board's Recommendation</b>	<b>Votes required</b>	<b>Effect of abstentions and broker non-votes</b>
<b>Proposal No. 1</b> — Re-Election of Class II Directors	<b>FOR</b>	The affirmative vote of a simple majority (more than 50%) of the total voting rights cast by eligible shareholders (whether in person or by proxy).	Abstentions and broker non-votes will have no effect on the outcome of the vote on this proposal.
<b>Proposal No. 2</b> —Approval of the appointment of PwC as the Company's UK statutory auditors until the close of the 2027 Annual Meeting of Shareholders	<b>FOR</b>	The affirmative vote of a simple majority (more than 50%) of the total voting rights cast by eligible shareholders (whether in person or by proxy).	Abstentions and broker non-votes will have no effect on the outcome of the vote on this proposal. We do not expect any broker non-votes on this proposal.
<b>Proposal No. 3</b> — Ratification of the appointment of PwC as the Company's US independent registered public accounting firm for the fiscal year ending December 31, 2026.	<b>FOR</b>	The affirmative vote of a simple majority (more than 50%) of the total voting rights cast by eligible shareholders (whether in person or by proxy).	Abstentions and broker non-votes will have no effect on the outcome of the vote on this proposal. We do not expect any broker non-votes on this proposal.
<b>Proposal No. 4</b> —Authorize the Board of Directors, through the Audit Committee, to determine PwC's remuneration in its capacity as our UK statutory auditors until the close of the 2027 Annual Meeting of Shareholders.	<b>FOR</b>	The affirmative vote of a simple majority (more than 50%) of the total voting rights cast by eligible shareholders (whether in person or by proxy).	Abstentions and broker non-votes will have no effect on the outcome of the vote on this proposal. We do not expect any broker non-votes on this proposal.
<b>Proposal No. 5</b> —Receive the UK Annual Report.	<b>FOR</b>	The affirmative vote of a simple majority (more than 50%) of the total voting rights cast by eligible shareholders (whether in person or by proxy).	Abstentions and broker non-votes will have no effect on the outcome of the vote on this proposal. We do not expect any broker non-votes on this proposal.

## Proxy Statement for Annual Meeting of Shareholders

<b>Proposal</b>	<b>Board's Recommendation</b>	<b>Votes required</b>	<b>Effect of abstentions and broker non-votes</b>
<u>Proposal No. 6</u> —Approve the UK Remuneration Report, which is set forth in <u>Annex A</u> to this proxy statement and contained in the UK Annual Report.	<b>FOR</b>	The affirmative vote of a simple majority (more than 50%) of the total voting rights cast by eligible shareholders (whether in person or by proxy).	Abstentions and broker non-votes will have no effect on the outcome of the vote on this proposal.
<u>Proposal No. 7</u> —Approve the UK Remuneration Policy, which is set forth in <u>Annex A</u> to this proxy statement and contained in the UK Annual Report.	<b>FOR</b>	The affirmative vote of a simple majority (more than 50%) of the total voting rights cast by eligible shareholders (whether in person or by proxy).	Abstentions and broker non-votes will have no effect on the outcome of the vote on this proposal.
<u>Proposal No. 8</u> —To approve the Say-on-Pay Vote.	<b>FOR</b>	The affirmative vote of a simple majority (more than 50%) of the total voting rights cast by eligible shareholders (whether in person or by proxy).	Abstentions and broker non-votes will have no effect on the outcome of the vote on this proposal.

***Does any shareholder own a majority of Kiniksa's Voting Shares?***

No. As of the Record Date, our current executive officers, directors and entities affiliated with certain of our directors collectively own Voting Shares representing approximately 33.91% of the voting power of the issued and outstanding Voting Shares, although they do not vote together as a group.

***What does it mean if I receive multiple internet notices or sets of proxy materials?***

If you receive more than one set of proxy materials, it means that you have multiple accounts with brokers or the Transfer Agent. Please vote all of these shares. We encourage you to have all your shares registered in the same name and address. You may do this by contacting your broker or the Transfer Agent, as applicable. The Transfer Agent may be reached at Computershare Investor Services, P.O. Box 43078, Providence, RI 02940-3078, Telephone 866-644-4127.

***May shareholders ask questions?***

Yes. Representatives of Kiniksa will answer questions germane to the subjects that are being voted on at the Annual Meeting. In order to give a greater number of shareholders an opportunity to ask questions, we ask that individuals or groups ask only one question and that questions be kept succinct. The chairperson has discretion not to answer questions that he considers to be repetitive or contrary to the interests of the good order of the meeting.

***Will any other matters be voted on at the Annual Meeting?***

As of the date of this proxy statement, Kiniksa's management knows of no other matter that will be presented for consideration at the Annual Meeting other than those matters discussed in this proxy statement. If any other matters properly come before the Annual Meeting and call for a vote of shareholders, proxies properly

Proxy Statement for Annual Meeting of Shareholders

submitted prior to the Annual Meeting will be voted in accordance with the judgment of the proxy holders, except to the extent the proxy appointment comprises instructions to vote in a particular way.

***Who is making and paying for this proxy solicitation?***

This proxy is solicited on behalf of the Board of Directors. Kiniksa will pay the cost of distributing this proxy statement and related materials. Our officers may solicit proxies electronically or by mail or telephone. Upon request, we will reimburse banks, brokers, trustees, custodians or other nominees for reasonable expenses that they incur in forwarding proxy materials to beneficial owners of Voting Shares. Kiniksa may, if appropriate, retain an independent proxy solicitation firm to assist Kiniksa in soliciting proxies. Kiniksa's officers and employees may participate in the solicitation of proxies without additional compensation.

***Where can I find the voting results of the annual meeting of shareholders?***

We plan to announce preliminary voting results at the Annual Meeting and we will report the final results in a Current Report on Form 8-K, which we intend to file with the SEC after the Annual Meeting.

---

**PROPOSALS TO BE VOTED ON**  
**Proposal No. 1—Re-Election of Class II Directors**

---

At the Annual Meeting, three Class II Directors are to be re-elected to hold office until the Annual Meeting of Shareholders to be held in 2029 (the “**2029 Annual Meeting**”) and until their respective successors have been appointed or until their earlier resignation or vacation of office in accordance with the Articles.

We currently have ten directors on our Board of Directors, including three Class I Directors (Sanj K. Patel, Thomas R. Malley and Richard S. Levy), three Class II Directors (Stephen R. Biggar, G. Bradley Cole and Barry D. Quart) and four Class III Directors (Felix J. Baker, M. Cantey Boyd, Tracey L. McCain and Kimberly J. Popovits).

Our Board, with the support of the Governance Committee, has nominated three director candidates for re-election as Class II Directors at the Annual Meeting:

- Stephen R. Biggar;
- G. Bradley Cole; and
- Barry D. Quart

Proxies cannot be voted for a greater number of persons than the number of nominees named in this proposal. The number of candidates for election as Class II Directors at the Annual Meeting is the same as the number of Class II Directors to be elected at the Annual Meeting. Therefore, this is an uncontested election.

There are no family relationships among any of our executive officers or directors.

All of the persons whose names and biographies appear below are currently serving on the Board of Directors. In the event any of the nominees for Class II Director should become unable to serve, or for good cause will not serve, as a director, it is intended that votes will be cast for a substitute nominee designated by our Board of Directors, or the Board may choose to reduce its size. The Board has no reason to believe that the nominees named below will be unable to serve if re-elected. Each of the nominees has consented to being named in this proxy statement and to serve if re-elected.

**Vote Required**

---

The proposal regarding the re-election of directors requires the affirmative vote of a simple majority (more than 50%) of the total voting rights cast by eligible shareholders (whether in person or by proxy). Abstentions and broker non-votes are not considered to be votes cast and, accordingly, will have no effect on the outcome of the vote on this proposal.

**Recommendation of the Board of Directors**

---



**The Board of Directors unanimously recommends a vote FOR the re-election of the Class II Director nominees listed immediately below**

Proposal No. 1—Re-Election of Class II Directors

**Nominees for Class II Directors (Terms Expire at the 2029 Annual Meeting)**

---

The nominees for re-election to the Board of Directors as Class II Directors are as follows:

Name	Age	Served as a Director Since	Position(s) with Kiniksa
Stephen R. Biggar, Ph.D.	55	2015	Director
G. Bradley Cole	70	2020	Director
Barry D. Quart	69	2015	Director

The principal occupations and business experience, for at least the past five years of each Class II Director are as follows:

---

**Stephen R. Biggar** *Age 55*

---

Dr. Stephen R. Biggar has served as a member of our Board of Directors since October 2015. Dr. Biggar is a Partner at Baker Bros. Advisors, a registered investment advisor focused on long-term investments in life-sciences companies. He joined Baker Bros. Advisors in 2000. Dr. Biggar has served on the board of directors for TScan Therapeutics, Inc. since 2021, and for Acadia Pharmaceuticals, Inc. since 2013, where he has served as chairman since 2016 and also serves on its compensation and nominating and corporate governance committees. Dr. Biggar received an M.D. and a Ph.D. in Immunology from Stanford University and received a B.S. in Genetics from University of Rochester. We believe Dr. Biggar is qualified to serve on our Board of Directors due to his experience in the biotechnology industry, his medical and scientific training and experience working with and serving on the board of directors of numerous biotechnology and pharmaceutical companies.

---

**G. Bradley Cole** *Age 70*

---

G. Bradley Cole has served as a member of our Board of Directors since July 2020. He has served as the Chief Financial Officer of Genomic Life, Inc. (“Genomic Life”) since February 2022. Previously, he served as Executive Advisor of Exact Sciences Corporation (“Exact Sciences”) from April 2020 to September 2020, and from November 2019 until April 2020 he served as its GM, Precision Oncology. Prior to that, Mr. Cole served as Chief Financial Officer of Genomic Health, Inc. (“Genomic Health”) from July 2014 to November 2019 and from July 2004 to January 2011, and as Chief Operating Officer of Genomic Health from January 2009 until March 2018. From December 1997 to May 2004, he served in various roles at Guidant Corporation, including as Vice President, Finance and Business Development for the Endovascular Solutions Group. From January 2001 until May 2004, he served as Vice President, Finance and Chief Financial Officer of Endovascular Technologies, Inc., which was acquired by Guidant Corporation. Previously, Mr. Cole served as Vice President, Finance and Chief Financial Officer of Applied Biosystems Incorporated. Mr. Cole currently serves on the board of directors of Castle Biosciences and Genomic Life. He also serves as Vice Chairman of the Board of Trustees of Biola University. Mr. Cole holds a B.S. in Business from Biola University and an M.B.A. from San Jose State University. We believe Mr. Cole is qualified to serve on our Board of Directors due to his extensive management and operational experience in the life sciences industry and his experience working with and serving on the boards of directors of life science companies.

Proposal No. 1—Re-Election of Class II Directors

---

**Barry D. Quart**

Age 69

Barry D. Quart, Pharm.D. has served as a member of our Board of Directors since October 2015. Dr. Quart has been the Chief Executive Officer of Connect Biopharma since June 2024. From 2013 - 2023, Dr. Quart served as the Chief Executive Officer and a member of the board of directors of Heron Therapeutics, Inc., a biotechnology company. In 2006, Dr. Quart co-founded Ardea Biosciences, Inc., a biotechnology company, and served as its President and Chief Executive Officer, and on its board of directors, from its inception through May 2013 when it was acquired by AstraZeneca. At Ardea, Dr. Quart invented and oversaw the development of a drug for gout (ZURAMPIC®). Ardea also designed and developed a series of MEK inhibitors for cancer that were licensed to Bayer AG. Previously, he was with Pfizer Inc. as Senior Vice President of Pfizer Global Research and Development, and the director of Pfizer's La Jolla Laboratories. Prior to Pfizer's acquisition of the Warner-Lambert Company, Dr. Quart was President of Research and Development at Agouron Pharmaceuticals, Inc., a division of the Warner-Lambert Company. Dr. Quart previously served on the board of directors of Synageva. Dr. Quart holds a Pharm.D. degree from the University of California, San Francisco. We believe Dr. Quart is qualified to serve on our Board of Directors due to his extensive management experience in the biotechnology industry and his experience developing pharmaceutical products.

---

**Current Class I Directors (Terms Expire At The 2028 Annual Meeting)**

Current members of the Board of Directors who are Class I Directors are as follows:

Name	Age	Served as a Director Since	Position with Kiniksa
Sanj K. Patel	56	2015	Chief Executive Officer and Chairman of the Board
Thomas R. Malley	57	2016	Director
Richard S. Levy, M.D.	68	2019	Director

The principal occupations and business experience, for at least the past five years of each Class I Director are as follows:

---

**Sanj K. Patel**

Age 56

Sanj K. Patel has served as our Chief Executive Officer and Chairman of our Board of Directors since our formation in July 2015. In June 2008, Mr. Patel formed Synageva BioPharma Corp., a biotechnology company focused on rare diseases ("Synageva"), where he served as President and Chief Executive Officer and was a member of its board of directors until Synageva's sale to Alexion Pharmaceuticals, Inc. in June 2015. Prior to Synageva, Mr. Patel held various roles at Genzyme Corporation ("Genzyme"), from 1999 to 2008, including as head of US Sales, Marketing and Commercial Operations for the Genzyme Therapeutics franchise. Mr. Patel previously served as a member of the boards of directors of Syros Pharmaceuticals, Inc., BioCryst Pharmaceuticals, Inc., and Intercept Pharmaceuticals, Inc. He is also the founder and director of the Sanj & Kristin Patel Family Foundation, a philanthropic organization that supports charities for patients with rare and devastating diseases. Mr. Patel holds a B.Sc. with Honors from the University of the South Bank, London and completed his management and business studies at Ealing College, London and his Pharmacology research program at the Wellcome Foundation. We believe that Mr. Patel is qualified to serve on our Board of Directors due to his extensive business, sales, and product development experience in the biotechnology industry.

Proposal No. 1—Re-Election of Class II Directors

---

**Thomas R. Malley**

Age 57

Thomas R. Malley has served as a member of our Board of Directors since December 2016. Since May 2007, Mr. Malley has served as the President of Mossrock Capital, LLC, a private investment firm. From 1991 to 2007, Mr. Malley held several positions at Janus Capital Group, including serving as the Portfolio Manager leading the Janus Global Life Sciences Fund. Mr. Malley serves on the board of directors of Kura Oncology, Inc., and previously served on the boards of directors of BeiGene, Ltd., OvaScience, Inc., Cougar Biotechnology, Inc., Puma Biotechnology, Inc., and Synageva. Mr. Malley holds a B.S. degree in Biology from Stanford University. Mr. Malley is also a Chartered Financial Analyst. We believe Mr. Malley is qualified to serve on our Board of Directors due to his substantial capital markets expertise and experience working with and serving on the boards of directors of numerous biotechnology and pharmaceutical companies.

---

**Richard S. Levy, M.D.**

Age 68

Dr. Richard S. Levy has served on our Board of Directors since March 2019. Dr. Levy served as a Senior Advisor at Baker Bros. Advisors LP (“Baker Brothers Advisors”) from December 2016 to May 2019. Prior to that, Dr. Levy served as Executive Vice President and Chief Drug Development Officer at Incyte Corporation, a biopharmaceutical company, from January 2009 until June 2016, and as Senior Vice President of Drug Development from August 2003 to January 2009. Dr. Levy currently serves on the boards of directors of Madrigal Pharmaceuticals, Inc., Protara Therapeutics, Inc. (f/k/a ArTara Therapeutics, Inc.) and Kodiak Sciences, and previously served on the board of directors of Constellation Pharmaceuticals, Inc. and Aquinox Pharmaceuticals, Inc. Dr. Levy is Board Certified in Internal Medicine and Gastroenterology and holds an A.B. in Biology from Brown University and an M.D. from the University of Pennsylvania School of Medicine, and completed his training in Internal Medicine at the Hospital of the University of Pennsylvania and a fellowship in Gastroenterology and Hepatology at UCLA. We believe Dr. Levy is qualified to serve on our Board of Directors due to his experience in the biotechnology industry, his medical and scientific training and experience working with and serving on the boards of directors of numerous biotechnology and pharmaceutical companies.

---

**Current Class III Directors (Terms Expire At The 2027 Annual Meeting)**

Current members of our Board of Directors who are Class III Directors are as follows:

Name	Age	Served as a Director Since	Position with Kiniksa
Felix J. Baker, Ph.D.	57	2015	Lead Independent Director
M. Cantey Boyd	46	2024	Director
Tracey L. McCain	58	2018	Director
Kimberly J. Popovits	67	2018	Director

The principal occupations and business experience, for at least the past five years of each Class III Director are as follows:

---

**Felix J. Baker, Ph.D.**

Age 57

Felix J. Baker, Ph.D., has served as our Lead Independent Director and on our Board of Directors since October 2015. Dr. Baker is a Managing Member of Baker Bros. Advisors LP, a biotechnology-focused investment adviser to fund partnerships whose investors are primarily endowments and foundations, which Dr. Baker founded, together with his brother Julian Baker, in 2000. Dr. Baker holds a B.S. and a Ph.D. in Immunology from Stanford University, where he also completed two years of medical school. He also serves on the boards of Kodiak Sciences, Inc., IGM Biosciences, Inc., Kymera Therapeutics, Inc. and Bicycle Therapeutics plc. We believe Dr. Baker is qualified to serve on our Board of Directors due to his extensive

Proposal No. 1—Re-Election of Class II Directors

experience in the biotechnology industry and experience working with and serving on the boards of directors of numerous biotechnology and pharmaceutical companies.

---

**M. Cantey Boyd**

*Age 46*

M. Cantey Boyd has served on our Board of Directors since October 2024. Ms. Boyd serves as a Managing Director of Baker Bros. Advisors, a registered investment adviser focused on long-term investments in life-sciences companies. Prior to joining Baker Bros. Advisors in 2005, she was an Analyst in the Health Care Investment Banking Group of Deutsche Bank Securities from 2002 to 2004. Ms. Boyd graduated with an AB in business-economics from Brown University. We believe Ms. Boyd is qualified to serve on our Board of Directors due to her deep experience investing in and working with biotechnology and pharmaceutical companies.

---

**Tracey L. McCain**

*Age 58*

Tracey L. McCain has served as a member of our Board of Directors since February 2018. From September 2016 to October 2025, Ms. McCain served as Executive Vice President and Chief Legal and Compliance Officer of Blueprint Medicine Corporation, a biotechnology company (“Blueprint”). Prior to Blueprint, from January 2016 to September 2016, Ms. McCain was Senior Vice President and Head of Legal for Sanofi Genzyme, a global business unit of Sanofi S.A. (“Sanofi”). From May 1997 to September 2016, Ms. McCain held various roles at Genzyme Corporation (“Genzyme”), including as General Counsel following Genzyme’s acquisition by Sanofi in 2011. Ms. McCain currently serves on the board of the Dana Farber Cancer Institute, a non-profit and previously served on the board of directors of Immunogen, Inc. from 2021 to 2024. Ms. McCain holds a J.D. from Columbia University School of Law and a B.A. from the University of Pennsylvania. We believe Ms. McCain is qualified to serve on our Board of Directors due to her experience working with numerous biotechnology and pharmaceutical companies and her significant legal expertise.

---

**Kimberly J. Popovits**

*Age 67*

Kimberly J. Popovits has served as a member of our Board of Directors since February 2018. Ms. Popovits served as Genomic Health’s Chairman of the Board from 2012 through 2019, and Chief Executive Officer and President from 2009 through 2019. She was President and Chief Operating Officer upon joining the company in 2002. Prior to leading Genomic Health, Ms. Popovits served as Senior Vice President, Marketing and Sales at Genentech, Inc. (“Genentech”). During her 15 years at Genentech, Ms. Popovits led the successful commercialization of 14 new therapies, including Herceptin. Ms. Popovits currently serves on the board of directors of Exact Sciences, 10x Genomics, Inc., Genomic Life, Kardigan and Rhythm Pharmaceuticals. Ms. Popovits previously served on the boards of directors of ZS Pharma, Inc., MyoKardia, Inc. and Talis Biomedical Corporation. She also serves as an Executive Advisor to Blackstone Life Sciences and is an Advisor to the Healthcare Businesswomen’s Association. Ms. Popovits holds a B.A. in Business from Michigan State University. We believe Ms. Popovits is qualified to serve on our Board of Directors due to her experience working with and serving on the boards of directors of numerous biotechnology and pharmaceutical companies.

---

**PROPOSALS TO BE VOTED ON**

**Proposal No. 2—Approval of the Appointment of PwC as the Company’s UK Statutory Auditors**

---

**Proposal No. 3—Ratification of Appointment of PwC as the Company’s US Independent Registered Public Accounting Firm**

---

**Proposal No. 4—Authorization of the Board of Directors, Through the Audit Committee, to Determine PwC’s Remuneration in Its Capacity as the Company’s UK Statutory Auditors**

---

The Audit Committee of the Board of Directors (the “**Audit Committee**”) has approved the appointment of PwC as our UK statutory auditors until the conclusion of the 2027 Annual Meeting and the appointment of PwC as our US independent registered public accounting firm for the fiscal year ending December 31, 2026. In Proposal Nos. 2 and 3, we are asking our shareholders to (i) appoint PwC as our UK statutory auditors until the conclusion of the 2027 Annual Meeting and (ii) ratify the selection of PwC as our US independent registered public accounting firm for the fiscal year ending December 31, 2026.

The statutory auditors of an English-incorporated company are responsible for conducting the statutory audit of such company’s UK statutory accounts in accordance with the Companies Act. In accordance with the Companies Act, our UK statutory auditors must be appointed or re-appointed at each meeting at which the Company’s annual report and accounts are presented to our shareholders. PwC was re-appointed by the Board of Directors and Audit Committee as our UK statutory auditors until the conclusion of the 2027 Annual Meeting. In Proposal No. 2, we are asking the shareholders to approve the reappointment of PwC to hold office from the conclusion of the 2026 Annual Meeting until the conclusion of the 2027 Annual Meeting. If this proposal is not approved by our shareholders at the Annual Meeting, our Audit Committee may appoint an alternate auditor to fill the vacancy.

While the shareholder ratification of our appointment of PwC as our US independent registered public accounting firm for the fiscal year ended December 31, 2026 pursuant to Proposal No. 3 is not required, we value the opinions of our shareholders and believe that shareholder ratification of this appointment is a good corporate governance practice. In the event our shareholders fail to ratify the selection of PwC as our independent registered public accounting firm for the fiscal year ended December 31, 2026, our Audit Committee will consider whether to select other auditors for the fiscal year ending December 31, 2026.

In accordance with the Companies Act, the remuneration of our UK statutory auditors must be fixed in a general meeting of shareholders or in such manner as may be determined in a general meeting of shareholders. In Proposal No. 4, we are asking our shareholders to authorize the Board of Directors, through the Audit Committee, to determine the remuneration of PwC in its capacity as our UK statutory auditors until the conclusion of the 2027 Annual Meeting.

In the event our shareholders fail to authorize the Board of Directors, through the Audit Committee, to set PwC’s remuneration, the Audit Committee will consider alternative remuneration for PwC, which will require the approval of our shareholders.

Neither PwC nor any of its members has any direct or indirect financial interest in or any connection with us in any capacity other than as our auditors, providing audit and non-audit related services. A representative of PwC is expected to be available at the Annual Meeting and, accordingly, will have an opportunity to make a statement or be available to respond to appropriate questions from shareholders.

Our Board is submitting the following for approval at the Annual Meeting:

- the approval of the appointment of PwC as our UK statutory auditors until the conclusion of the 2027 Annual Meeting;

## [Table of Contents](#)

Proposal No. 2—Approval of the Appointment of PwC as the Company's UK Statutory Auditors

Proposal No. 3—Ratification of Appointment of PwC as the Company's US Independent Registered Public Accounting Firm

Proposal No. 4—Authorization of the Board of Directors, Through the Audit Committee, to Determine PwC's Remuneration in its Capacity as the Company's UK Statutory Auditors

- the ratification of the appointment of PwC as the Company's US independent registered public accounting firm for the fiscal year ending December 31, 2026; and
- the authorization of the Board of Directors, through our Audit Committee, to determine PwC's remuneration in its capacity as our UK statutory auditors until the conclusion of the 2027 Annual Meeting.

### **Vote Required**




---

Each of Proposal Nos. 2, 3 and 4 requires the affirmative vote of a simple majority (more than 50%) of the total voting rights cast by eligible shareholders (whether in person or by proxy). Abstentions and broker non-votes are not considered to be votes cast and, accordingly, will have no effect on the outcome of the vote on these proposals.

### **Recommendation of the Board of Directors**

---

**The Board of Directors unanimously recommends a vote FOR:**

-  **the approval of the appointment of PwC as our UK statutory auditors until the conclusion of the 2027 Annual Meeting;**
-  **the ratification of the appointment of PwC as the Company's US independent registered public accounting firm for the year ending December 31, 2026; and**
-  **the authorization for the Board of Directors, through our Audit Committee, to determine PwC's remuneration in its capacity as our UK statutory auditor until the conclusion of the 2027 Annual Meeting.**

---

**PROPOSALS TO BE VOTED ON**  
**Proposal No. 5—Receipt of the UK Annual Report**

---

At the Annual Meeting, our Board will present the UK Annual Report, which includes the audited portion of the directors' annual report on remuneration and the statutory annual accounts for the period ended December 31, 2025. We will provide our shareholders with an opportunity to receive the UK Annual Report and also to raise questions in relation to the UK Annual Report at the Annual Meeting. In accordance with best practice, we are proposing a resolution to receive the UK Annual Report.

The UK Annual Report may be found in the "Annual Reports & Proxy Statements" section of the "Investors" page of our website located at [www.kiniksa.com](http://www.kiniksa.com). The information contained on our website is not incorporated by reference into this proxy statement, and you should not consider any information contained on, or that can be accessed through, our website as part of this proxy statement.

The following resolution is submitted for a shareholder vote at the Annual Meeting:

**"RESOLVED**, that the shareholders hereby receive, on an advisory basis, the Company's annual report and accounts for the period ended December 31, 2025, together with the reports of the directors and the auditors thereon."

**Vote Required**

---

The receipt of the UK Annual Report requires the affirmative vote of a simple majority (more than 50%) of the total voting rights cast by eligible shareholders (whether in person or by proxy). Abstentions and broker non-votes, if any, are not considered to be votes cast and, accordingly, will have no effect on the outcome of the vote on this proposal.

**Recommendation of the Board of Directors**

---



**Our Board unanimously recommends a vote FOR the resolution to receive our UK Annual Report.**

---

**PROPOSALS TO BE VOTED ON**

**Proposal No. 6—Approval on an Advisory (Non-Binding) Basis of the UK Remuneration Report**

---

The Companies Act requires that our UK Remuneration Report, as set forth in [Annex A](#) to this proxy statement, be subject to an annual advisory vote. Accordingly, we are asking our Shareholders to approve, on an advisory basis, such report.

The UK Remuneration Report describes in detail our remuneration policies and procedures and explains how we believe these policies and procedures help us achieve our objectives with regard to the compensation and retention of high-quality directors. The Board believes that appropriate remuneration of directors (both executive and non-executive) is a critical way that the Company can attract and retain talented individuals, align their interests with those of our shareholders, and achieve our strategic corporate goals. We encourage our shareholders to read the UK Remuneration Report. Our Board and the Compensation Committee believe that the policies and procedures as articulated in the directors' remuneration report are effective and that as a result of these policies and procedures we have and will continue to have high-quality directors.

Our UK statutory auditors, PwC, have audited those parts of the UK Remuneration Report that are required to be audited. Our Board has approved and signed the UK Remuneration Report in accordance with English law. Following the Annual Meeting, we will deliver the UK Remuneration Report, as part of the UK Annual Report, to the UK Companies House.

The Record Date Shareholders are being asked to vote to approve the UK Remuneration Report. This vote is advisory and non-binding. Although non-binding, our Board and Compensation Committee will review and consider the voting results when making future decisions regarding our director remuneration policies and procedures.

**Vote Required**

---

The approval of our UK Remuneration Report requires the affirmative vote of a simple majority (more than 50%) of the total voting rights cast by eligible shareholders (whether in person or by proxy). Abstentions and broker non-votes, if any, are not considered to be votes cast and, accordingly, will have no effect on the outcome of the vote on this proposal.

**Recommendation of the Board of Directors**

---



**Our Board unanimously recommends a vote FOR the approval of our UK Remuneration Report, as set forth in [Annex A](#) to this proxy statement.**

---

**PROPOSALS TO BE VOTED ON**  
**Proposal No. 7—Approval of the UK Remuneration Policy**

---

Our UK Remuneration Policy is set forth in [Annex A](#) to this proxy statement. Such policy is used to determine the remuneration for our directors, including Mr. Patel, our Chief Executive Officer, Chairman of the Board and sole executive director. The UK Remuneration Policy is designed, in summary, to attract and retain talented individuals, reward and drive both short-term and long-term performance, mitigate against undue risk, and align the financial interests of our directors with those of our shareholders. As a US-centered business, with our senior executives and Board of Directors based in the United States, the UK Remuneration Policy reflects remuneration practices in the United States, which the Board believes will help the Company compete effectively in its primary market for senior talent.

Our shareholders previously reviewed and approved a prior version of our UK Remuneration Policy at our 2025 Annual Meeting of Shareholders. If approved, the revised UK Remuneration Policy will be effective from the date of the Annual Meeting for a maximum of three years, or until a subsequently revised UK Remuneration Policy is approved by our shareholders. Our Board of Directors and Compensation Committee are committed to reviewing the policy on an ongoing basis in order to ensure that it remains effective and competitive. There will continue to be an advisory vote on the UK Remuneration Report on an annual basis.

Our Board of Directors has approved the UK Remuneration Policy and believes it to be desirable and in the best interests of the Company and its shareholders in the fulfillment of the Company's strategic objectives. The UK Remuneration Policy, if approved, will take effect immediately upon conclusion of the Annual Meeting. Further information about the policy is available under "Director Remuneration" and the policy is set forth in [Annex A](#) to this proxy statement.

---

**Vote Required**

---

The approval of the UK Remuneration Policy requires the affirmative vote of a simple majority (more than 50%) of the total voting rights cast by eligible shareholders (whether in person or by proxy). Abstentions and broker non-votes, if any, are not considered to be votes cast and, accordingly, will have no effect on the outcome of the vote on this proposal.

---

**Recommendation of the Board of Directors**

---



**Our Board unanimously recommends a vote FOR the approval of the UK Remuneration Policy, as set forth in [Annex A](#) to this proxy statement**

---

**PROPOSALS TO BE VOTED ON**  
**Proposal No. 8—Advisory Vote on Executive Compensation**

---

The Dodd-Frank Wall Street Reform and Consumer Protection Act of 2010 enables shareholders to cast a non-binding advisory vote on the compensation of our named executive officers as described in this proxy statement pursuant to the applicable compensation disclosure rules of the SEC, including the compensation tables and narrative discussion. This advisory vote is commonly referred to as a “Say-on-Pay Vote” and is required by Section 14A of the Securities Exchange Act of 1934, as amended (the “**Exchange Act**”).

As described in the section of this proxy statement entitled “*Executive Compensation—Compensation Discussion and Analysis*,” we have developed a compensation program that is designed to attract and retain executive officers responsible for our success and motivate senior management to enhance long-term shareholder value. Our executive compensation program is designed to reward short-term and long-term performance and to align the financial interests of our executive officers with the interests of our shareholders. The primary elements of our executive compensation program are base salary, annual performance bonus, and long-term equity-based compensation awards. Our executive officers also generally participate in employee benefit plans and programs that we offer to our other full-time employees on the same basis. We believe our executive compensation program strikes an appropriate balance between the implementation of responsible, measured compensation practices and the effective provision of incentives for our executive officers to exert their best efforts for our success.

Our Board of Directors is asking our shareholders to vote to approve, on a non-binding advisory basis, the compensation of our named executive officers as disclosed pursuant to Item 402 of Regulation S-K, including the Compensation Discussion and Analysis, the compensation tables and the narrative discussion included in this proxy statement. The vote is not intended to address any specific item of our executive compensation, but rather the overall compensation of our named executive officers as described in this proxy statement. For the reasons discussed above, our Board of Directors unanimously recommends that our shareholders vote in favor of the following resolution:

“**RESOLVED**, that Kiniksa’s shareholders hereby approve, on a non-binding advisory basis, the compensation of the named executive officers as disclosed in Kiniksa’s proxy statement for the 2026 Annual Meeting pursuant to the applicable compensation disclosure rules of the SEC, including the Compensation Discussion and Analysis, compensation tables and narrative discussion included in this proxy statement.”

As the Say-on-Pay Vote is advisory, it will not be binding on our Board of Directors or the Compensation Committee. However, our Board of Directors and the Compensation Committee value the opinions of our shareholders and the Compensation Committee will consider the outcome of this vote when evaluating our executive compensation policies and practices and making future compensation decisions.

Section 14A of the Exchange Act also requires that our shareholders have the opportunity, at least once every six years, to cast an advisory vote with respect to whether future executive compensation advisory votes will be held every one, two or three years. At our 2021 Annual Meeting of Shareholders, our shareholders indicated their preference for an advisory vote on the compensation of our named executive officers on an annual basis until the next required vote on the frequency of such advisory votes, or until the Board otherwise determines that a different frequency for such votes is in the best interests of our shareholders. We plan to hold a vote with respect to the frequency of the Say-on-Pay Vote at our 2027 Annual Meeting of Shareholders.

Proposal No. 8—Advisory Vote on Executive Compensation

**Vote Required**

---

This proposal requires the affirmative vote of the holders of a simple majority (more than 50%) of the total voting rights cast by eligible shareholders (whether in person or by proxy). Abstentions and broker non-votes are not considered to be votes cast and, accordingly, will have no effect on the outcome of the vote on this proposal.

**Recommendation of the Board of Directors**

---



**Our Board of Directors unanimously recommends a vote FOR the approval of the compensation of our named executive officers as disclosed in this proxy statement pursuant to the applicable compensation disclosure rules of the SEC, including the Compensation Discussion and Analysis, compensation tables and narrative discussion.**

---

## Report of the Audit Committee of the Board of Directors

---

The Audit Committee has reviewed the Company's audited financial statements for the fiscal year ended December 31, 2025 and has discussed these financial statements with management and the Company's US independent registered public accounting firm. The Audit Committee has also discussed with the Company's US independent registered public accounting firm the matters required to be discussed by the applicable requirements of the Public Company Accounting Oversight Board (the "PCAOB") and the SEC.

The Company's US independent registered public accounting firm also provided the Audit Committee with a formal written statement required by PCAOB Rule 3526 (Communications with Audit Committees Concerning Independence) describing all relationships between the US independent registered public accounting firm and the Company, including the disclosures required by the applicable requirements of the PCAOB regarding the US independent registered public accounting firm's communications with the Audit Committee concerning independence. In addition, the Audit Committee discussed with the US independent registered public accounting firm its independence from the Company. The Audit Committee also considered whether the US independent registered public accounting firm's provision of certain other non-audit related services to the Company is compatible with maintaining such firm's independence.

Based on its discussions with management and the US independent registered public accounting firm, and its review of the representations and information provided by management and the US independent registered public accounting firm, the Audit Committee recommended to the Board of Directors that the audited financial statements be included in the Company's Annual Report on Form 10-K for the fiscal year ended December 31, 2025.

Thomas R. Malley (Chair)

G. Bradley Cole

Tracey L. McCain

Barry D. Quart

*The foregoing Report of the Audit Committee of the Board of Directors does not constitute soliciting material and shall not be deemed filed with the SEC, and is not to be incorporated by reference in any filing under the Securities Act of 1933, as amended, or the Securities Exchange Act of 1934, as amended, whether made before or after the date hereof and irrespective of any general incorporation language in any such filing, except to the extent specifically incorporated by reference therein.*

---

**Independent Registered Public Accounting Firm Fees and Other Matters**

---

The following table summarizes the fees of PwC, our auditor and US independent registered public accounting firm, billed to us for each of the last two years for audit and other services:

	2025	2024
Audit Fees	\$ 2,041,243	\$ 2,076,600
Audit-Related Fees	—	—
Tax Fees	—	—
All Other Fees	5,098	2,000
Total Fees	\$ 2,046,341	\$ 2,078,600

---

**Audit Fees**

---

Audit fees consisted of fees billed for professional services performed by PwC for the audit of our US and UK annual consolidated financial statements, the review of our interim consolidated financial statements, and related services that are normally provided in connection with registration statements.

---

**Audit-Related Fees**

---

There were no such fees incurred in 2025 or 2024.

---

**Tax Fees**

---

There were no such fees incurred in 2025 or 2024.

---

**All Other Fees**

---

All other fees for 2025 and 2024 represented the cost of accounting research tools licensed from PwC.

---

**Audit Committee Pre-Approval Policy and Procedures**

---

The Audit Committee adopted a policy (the “**Pre-Approval Policy**”) which sets forth the procedures and conditions pursuant to which audit and non-audit services proposed to be performed by the US independent registered public accounting firm may be pre-approved. The Pre-Approval Policy generally provides that we will not engage PwC to render any audit, audit-related, tax or permissible non-audit service unless the service is either (a) explicitly approved by the Audit Committee (“**specific pre-approval**”) or (b) entered into pursuant to the pre-approval policies and procedures described in the Pre-Approval Policy (“**general pre-approval**”). Unless a type of service to be provided by PwC has received general pre-approval under the Pre-Approval Policy, it requires specific pre-approval by the Audit Committee or by a designated member of the Audit Committee to whom the committee has delegated the authority to grant pre-approvals. Any proposed services exceeding pre-approved cost levels or budgeted amounts will also require specific pre-approval. For both types of pre-approval, the Audit Committee will consider whether such services are consistent with the SEC’s rules on auditor independence. The Audit Committee will also consider whether the independent auditor is best positioned to provide the most effective and efficient service, for reasons such as its familiarity with Kiniksa’s business, people, culture, accounting systems, risk profile and other factors, and whether the service might enhance Kiniksa’s ability to manage or control risk or improve audit quality. All such factors will be considered as a whole, and no one factor should necessarily be determinative. On an annual basis, the Audit Committee reviews and generally pre-approves the services (and related fee levels or budgeted amounts) that may be provided by PwC without first obtaining specific pre-approval from the Audit Committee. The Audit Committee may revise the list of general pre-approved services from time to time, based on subsequent determinations.

---

## Corporate Governance

---

### General

---

Our Board has adopted Corporate Governance Guidelines, an Insider Trading Compliance Policy, a Code of Business Conduct and Ethics and charters for our Governance Committee, Audit Committee, Compensation Committee, and Science and Research Committee (the “**Science Committee**”) to assist the Board of Directors in the exercise of its responsibilities and to serve as a framework for the effective governance of Kiniksa. You can access our Governance, Audit, Compensation and Science Committee charters, our Corporate Governance Guidelines and our Code of Business Conduct and Ethics in the “Corporate Governance” section of the “Investors” page of our website located at [www.kiniksa.com](http://www.kiniksa.com), or by writing to our Secretary c/o Kiniksa Pharmaceuticals Corp. at 100 Hayden Avenue, Lexington, MA 02421. The information contained on our website is not incorporated by reference into this proxy statement, and you should not consider any information contained on, or that can be accessed through, our website as part of this proxy statement.

### Board Composition

---

Our Board currently consists of ten members: Sanj K. Patel, Felix J. Baker, Stephen R. Biggar, M. Cantey Boyd, G. Bradley Cole, Richard S. Levy, Thomas R. Malley, Tracey L. McCain, Kimberly J. Popovits and Barry D. Quart. As set forth in our Articles, the Board of Directors is currently divided into three classes with staggered terms.

Generally, our directors serve three-year terms. At each annual meeting of shareholders, the successors to directors whose terms then expire are elected by the Company’s shareholders for a subsequent three-year term.

Our Articles provide that, unless otherwise determined by ordinary resolution of the Company, the number of directors shall not be less than four and shall be subject to a maximum number as determined by the Board from time to time. Each class of Directors shall consist as nearly as possible of one third of the total number of Directors constituting the entire Board. The division of our Board into three classes with staggered terms may delay or prevent a change of our management or a change in control of our company.

### Director Independence

---

All of our directors, other than Sanj K. Patel, qualify as “independent” in accordance with the listing requirements of Nasdaq. Mr. Patel does not qualify as independent because he is the Chief Executive Officer of the Company. Nasdaq’s independence definition includes a series of objective tests, including that the director is not, and has not been for at least three years, one of our employees and that neither the director nor any of his or her family members has engaged in various types of business dealings with us. In addition, as required by Nasdaq rules, the Board of Directors has made a subjective determination as to each independent director that no relationships exist, which, in the opinion of our Board, would interfere with the exercise of independent judgment in carrying out the responsibilities of a director. In making these determinations, the Board of Directors reviewed and discussed information provided by the directors and us with regard to each director’s business and personal activities and relationships as they may relate to us and our management. There are no family relationships among any of our directors or executive officers.

### **Director Candidates**

---

Our Governance Committee is primarily responsible for searching for qualified director candidates for election to the Board of Directors and filling vacancies on the Board. To facilitate the search process, the Governance Committee may solicit current directors and executives of Kiniksa for the names of potentially qualified candidates or ask directors and executives to pursue their own business contacts for the names of potentially qualified candidates. The Governance Committee may also consult with outside advisors or retain search firms to assist in the search for qualified candidates, or consider director candidates recommended by our shareholders. Once potential candidates are identified, the Governance Committee reviews the backgrounds of those candidates, evaluates candidates' independence from Kiniksa and potential conflicts of interest and determines if candidates meet the qualifications desired by the Governance Committee for candidates for election as a director. For example, in connection with her initial appointment to our Board of Directors in 2024, M. Cantey Boyd was recommended by an independent director on the Board, vetted by the Governance Committee and full Board of Directors and, thereafter, appointed via unanimous written consent.

In evaluating the suitability of individual candidates (both new candidates and current members of the Board of Directors), the Governance Committee, in recommending candidates for election, and our Board, in approving (and, in the case of vacancies, appointing) such candidates, may take into account many factors, including: personal and professional integrity, ethics and values; experience in corporate management; strong finance experience; experience relevant to Kiniksa's industry; experience as a board member or executive officer of another publicly held company; relevant academic expertise or other proficiency in an area of Kiniksa's operations; breadth of expertise and experience in substantive matters pertaining to Kiniksa's business relative to other board members; practical and mature business judgment, including, but not limited to, the ability to make independent analytical inquiries; and any other relevant qualifications, attributes or skills. The Board of Directors evaluates each individual in the context of the Board as a whole, with the objective of assembling a group that can best perpetuate the success of the business and represent shareholder interests through the exercise of sound judgment. In determining whether to recommend a director for re-election, the Governance Committee may also consider the director's past attendance at meetings and participation in and contributions to the activities of our Board of Directors.

Shareholders may recommend individuals to the Governance Committee for consideration as potential director candidates by submitting the names of the recommended individuals, together with appropriate biographical information and background materials, to the Governance Committee, Attention: Secretary, c/o Kiniksa Pharmaceuticals Corp., 100 Hayden Avenue, Lexington, MA 02421. The Governance Committee will evaluate shareholder-recommended candidates by following substantially the same process, and applying substantially the same criteria, as it follows for other candidates.

### **Communications From Shareholders**

---

The Board of Directors will give appropriate attention to written communications that are submitted by shareholders and will respond if and as appropriate. Our Secretary is primarily responsible for monitoring communications from shareholders and for providing copies or summaries to the directors as he considers appropriate.

Communications are forwarded to all directors if they relate to important substantive matters and include suggestions or comments that our Secretary, Lead Independent Director and/or Chairman of the Board consider to be important for the directors to know. In general, communications relating to corporate governance and long-term corporate strategy are more likely to be forwarded than communications relating to ordinary business affairs, personal grievances and matters as to which we tend to receive repetitive or duplicative communications. Shareholders who wish to send communications on any topic to the Board of Directors should address such communications to the Board of Directors in writing: Attention: Secretary, c/o Kiniksa Pharmaceuticals Corp., 100 Hayden Avenue, Lexington, MA 02421.

### **Board Leadership Structure**

---

Our Governance Guidelines provide the Board of Directors with flexibility to combine or separate the positions of Chairman of the Board and Chief Executive Officer in accordance with its determination that utilizing one or the other structure would be in the best interests of our Company. Currently, Sanj K. Patel, our Chief Executive Officer, serves as Chairman of the Board. The Board of Directors has determined that combining the roles of Chairman of the Board and Chief Executive Officer is best for our Company and shareholders at this time because it promotes unified leadership by Mr. Patel and allows for a single, clear focus for management to execute Kiniksa's strategy and business plans.

If the Chairman of the Board is a member of management or does not otherwise qualify as independent, our Corporate Governance Guidelines provide for the appointment by the independent directors of a lead independent director (the "**Lead Independent Director**"). Since our Chairman of the Board is a member of management, the independent directors re-elected Felix J. Baker as the Lead Independent Director. The Lead Independent Director's responsibilities include, but are not limited to, presiding over all meetings of the Board of Directors at which the Chairman of the Board is not present, including any executive sessions of the independent directors, approving the Board of Directors' meeting schedules and agendas and acting as liaison between the independent directors of the Board and our Chairman. The Lead Independent Director also currently serves as an important liaison with a number of external stakeholders, including, for example, our largest shareholder on an as-converted basis, Baker Brothers Advisors.

Our Board of Directors is comprised of individuals with extensive experience within the biotechnology and pharmaceutical industries and, with the exception of Mr. Patel, is comprised of directors who meet the independence standards of Nasdaq. For these reasons and because of the strong leadership of Mr. Patel as Chairman of the Board and Chief Executive Officer and the counterbalancing role of Dr. Baker as our Lead Independent Director, our Board of Directors has concluded that our current leadership structure is appropriate at this time. However, our Board of Directors will continue to periodically review our leadership structure and may make such changes in the future as it deems appropriate.

### **Board Role In Risk Oversight**

---

Risk assessment and oversight are an integral part of our governance and management processes. Our Board of Directors encourages management to promote a culture that incorporates risk management into our corporate strategy and day-to-day business operations. Such day-to-day operational risk management is in turn overseen by members of our executive team, including our Chief Legal Officer, Head of Compliance, Chief Operating Officer, Chief Strategy Officer, Chief Accounting Officer and Chief Financial Officer.

Management discusses strategic and operational risks at regular management meetings and conducts specific strategic planning and review sessions during the year that include a focused discussion and analysis of the risks facing us, including the risks discussed under the caption "Risk Factors" contained in our filings with the SEC. Throughout the year, members of our senior management team, including our Chief Legal Officer, Chief Operating Officer, Chief Strategy Officer, Head of Compliance, Chief Accounting Officer and Chief Financial Officer, review these risks with the Board of Directors at regular Board meetings. These management presentations focus on particular business functions, operations or strategies, and present the steps taken by management to identify and mitigate or eliminate present and emerging risks.

Our Board of Directors does not have a standing risk management committee, but rather administers this oversight function directly through the Board of Directors as a whole, as well as through various standing committees of the Board that address risks inherent in their respective areas of oversight. Our Board of Directors is responsible for monitoring and assessing strategic risk exposure. Our Audit Committee is responsible for overseeing our major financial, information security and cybersecurity risk exposures and the steps our management has taken to monitor and control these exposures. The Audit Committee also monitors compliance with legal and regulatory requirements and considers and approves or disapproves any related person transactions. Our Governance Committee manages risks associated with the independence of

## Corporate Governance

the Board and potential conflicts of interest and monitors the effectiveness of the Corporate Governance Guidelines. Our Compensation Committee is responsible for overseeing the management of risks related to our executive compensation plans and arrangements as well as risks related to human capital management. The Science Committee assesses and monitors risks associated with our research and development initiatives, programs and related investments. The Board as a whole oversees the Company's enterprise risk management program as well as risks related to privacy and artificial intelligence.

The Board of Directors does not believe that its role in the oversight of our risks adversely affects the Board's leadership.

### **Board Evaluation**

---

Our Corporate Governance Guidelines require the Governance Committee to oversee periodic assessments of the Board of Directors and its committees. Our evaluation process involves a multi-faceted approach, incorporating quantitative and qualitative data, intended to identify our Board's strengths and weaknesses.

### **Code of Ethics**

---

We have adopted a written Code of Business Conduct and Ethics that applies to our directors, officers and employees, including our principal executive officer, principal financial officer, principal accounting officer and controller, or persons performing similar functions. We have posted a current copy of the code in the "Corporate Governance" section of the "Investors" page of our website located at [www.kiniksa.com](http://www.kiniksa.com). In addition, we intend to post on our website all disclosures that are required by law or the rules of Nasdaq concerning any amendments to, or waivers from, any provision of the code.

The information contained on our website is not incorporated by reference into this proxy statement, and you should not consider any information contained on, or that can be accessed through, our website as part of this proxy statement.

### **Insider Trading Compliance Policy**

---

We have adopted a written Insider Trading Compliance Policy that governs the purchase, sale and other transactions in our securities by our directors, officers and employees, and certain of their family members, that we believe is reasonably designed to promote compliance with insider trading laws, rules and regulations and applicable Nasdaq listing standards. Our Insider Trading Compliance Policy provides for, among other things, a prohibition against transacting in our securities while in possession of material nonpublic information, all hedging transactions involving our securities, margin purchases of our securities, and pledging our securities as collateral to secure loans.

We require certain of our officers and employees to conduct transactions in our securities through trading plans, reviewed and approved by our General Counsel or other properly designated officer, in compliance with Rule 10b5-1 of the Exchange Act. We require certain other employees to obtain pre-clearance from our General Counsel, or other properly designated officer, prior to transacting in our securities. We believe such policies improve our officers' and employees' compliance with our Insider Trading Compliance Policy, Code of Business Conduct and Ethics, and the rules and requirements of federal securities laws.

The insider trading policy does not apply directly to repurchases of our securities by the Company, but we have not made repurchases of our securities to date and do not reasonably expect to be in a position to repurchase our securities in the near future. If we were to repurchase our securities, we expect to follow the Insider Trading Compliance Policy's guidelines in connection with securities repurchases by effecting trades either during open window periods under the policy or through adoption, during an open window period, of a pre-arranged trading plan that satisfies the affirmative defense requirements of Rule 10b5-1 under the Exchange Act.

Corporate Governance

**Attendance by Members of the Board of Directors At Meetings**

---

There were four meetings of the Board of Directors during 2025. During 2025, each director attended at least 75% of the aggregate of all meetings of the Board of Directors and meetings of the committees on which such director served during the period in which he or she served as a director.

Currently, we do not maintain a formal policy regarding director attendance at the Annual Meeting. Eight of our directors then in office attended our 2025 Annual Meeting of Shareholders.

**Committees of the Board of Directors**

---

Our Board of Directors has established four standing committees: the Audit Committee, the Compensation Committee, the Governance Committee and the Science Committee. Each committee operates under its respective written charter. The charters of our committees are available in the “Corporate Governance” section of the “Investors” page of our website located at [www.kiniksa.com](http://www.kiniksa.com). The information contained on our website is not incorporated by reference into this proxy statement, and you should not consider any information contained on, or that can be accessed through, our website as part of this proxy statement.

Our Board of Directors has determined that (a) all of the members of each of the Board’s four standing committees are independent as defined under Nasdaq rules, where applicable, (b) all of the members of the Audit Committee meet the independence requirements of Rule 10A-3 under the Exchange Act, and (c) all members of the Compensation Committee meet the heightened standard for independence specific to members of a compensation committee under Nasdaq rules.

The current composition of the Board and its committees, including which Directors serve as committee chairs, is as follows:

Name	Audit	Compensation	Governance	Science
Felix J. Baker			X	X
Stephen R. Biggar			Chair	X
M. Cantey Boyd		X		
G. Bradley Cole	X			
Richard S. Levy				Chair
Thomas R. Malley	Chair		X	
Tracey L. McCain	X			
Kimberly J. Popovits		Chair		
Barry D. Quart	X	X		X

**Audit Committee**

The responsibilities of the Audit Committee include:

- appointing, approving the compensation of, and assessing the independence of our US independent registered public accounting firm and UK statutory auditors;
- overseeing the work of our US independent registered public accounting firm and UK statutory auditors, including through the receipt and consideration of reports from such firm;
- reviewing and discussing with management, our US independent registered public accounting firm, and our UK statutory auditors our annual and quarterly financial statements and related disclosures;
- coordinating our Board of Directors’ oversight of our internal control over financial reporting, disclosure controls and procedures, procedures for complaints, and Code of Business Conduct and Ethics;
- discussing our risk assessment and risk management policies, including guidelines and policies to govern the process by which Kiniksa’s exposure to risk is handled;

## Corporate Governance

- overseeing management of Kiniksa's financial, cybersecurity and information security risks;
- meeting independently with our internal auditing staff, if any, US independent registered public accounting firm, UK statutory auditors, and management;
- reviewing and approving or ratifying any related person transactions; and
- preparing the audit committee report required by the SEC's rules (which is included in this proxy statement).

The members of the Audit Committee are Messrs. Cole and Malley, Dr. Quart and Ms. McCain. Mr. Malley serves as the Chair of the committee. The members of the Audit Committee meet the requirements for financial literacy under the applicable rules of the SEC and Nasdaq. Our Board of Directors has determined that Messrs. Malley and Cole are each an "audit committee financial expert" as defined by Item 407(d)(5)(ii) of Regulation S-K.

The Audit Committee met four times in 2025.

## **Compensation Committee**

The Compensation Committee is responsible for assisting the Board in the discharge of its responsibilities relating to the compensation of our executive officers and directors, among other things. In fulfilling its purpose, the Compensation Committee's responsibilities include:

- reviewing and approving, or recommending for approval by the Board of Directors, the compensation of our Chief Executive Officer and our other executive officers based on the input of the Company's independent compensation consultant and feedback from proxy advisory firms and our shareholders;
- overseeing and administering our cash and equity incentive plans;
- reviewing and approving Kiniksa's corporate goals relevant to the compensation of our executive officers, including our named executive officers, evaluating the executive officers' performance against such goals and determining the bonus payouts to our executive officers related to such performance;
- working with Kiniksa's independent compensation consultant to review and approve Kiniksa's compensation peer group by which executive and director compensation is evaluated;
- administering any recoupment or clawback policy or policies adopted by Kiniksa;
- reviewing and making recommendations to the Board of Directors with respect to director compensation;
- reviewing and discussing with management strategies related to human capital management and overseeing risks related thereto;
- assessing the independence and suitability of the Company's independent compensation consultant; and
- reviewing and approving the UK Remuneration Report and UK Remuneration Policy.

The Compensation Committee may delegate its authority under its charter to one or more subcommittees as it deems appropriate from time to time as further described in its charter. The Compensation Committee may delegate to one or more of our executive officers the authority to grant equity awards to certain employees, as further described in its charter and subject to the terms of our equity plans and any such delegation.

The members of our Compensation Committee are Dr. Quart and Mses. Boyd and Popovits. Ms. Popovits serves as the Chair of the committee.

The Compensation Committee met two times in 2025.

Corporate Governance

***Nominating and Corporate Governance Committee***

The Governance Committee is responsible for assisting the Board in the discharge of its responsibilities relating to the governance of the Board and its committees, among other things. In fulfilling its purpose, the Governance Committee's responsibilities include:

- identifying individuals qualified to become Board members;
- recommending to the Board of Directors the persons to be nominated for election as directors and to each Board committee;
- periodically reviewing the Company's Corporate Governance Guidelines and the Board's leadership structure and making recommendations to the Board;
- overseeing periodic evaluations of the Board of Directors and its committees; and
- periodically overseeing the process to develop and evaluate Kiniksa's succession plans for the Chief Executive Officer and other executive officers, including emergency succession plans, for discussion with the Board.

The members of our Governance Committee are Drs. Baker and Biggar, and Mr. Malley. Dr. Biggar serves as the Chair of the committee.

The Governance Committee met one time in 2025.

***Science and Research Committee***

The Science Committee is responsible for assisting the Board in the discharge of its responsibilities relating to Kiniksa's research and development activities, among other things. In fulfilling its purpose, the Science Committee's responsibilities include:

- evaluating and advising Kiniksa on its research and development initiatives, including the opportunities and risks associated with such initiatives;
- overseeing management of Kiniksa's clinical and pre-clinical activity, including risks related thereto;
- evaluating and advising Kiniksa on its current and potential internal and external programs and investments in science and technology;
- identifying and providing strategic advice on significant emerging science and technology issues, innovations and trends; and
- making recommendations to the Board with respect to Kiniksa's research and development pipeline, strategy, direction, internal and external programs, and related investments, as well as on Kiniksa's progress in achieving its strategic research and development goals and objectives.

The members of our Science Committee are Drs. Baker, Biggar, Levy and Quart. Dr. Levy serves as the Chair of the committee.

The Science Committee met three times in 2025.

---

**Executive Officers**

---

The following table identifies our current executive officers, with titles as of the date of this Proxy Statement:

Name	Age	Position
Sanj K. Patel	56	Chief Executive Officer and Chairman of the Board
Michael Megna	55	Senior Vice President, Chief Accounting Officer
Ross Moat	45	Executive Vice President and Chief Operating Officer
John F. Paolini, M.D., Ph.D.	61	Executive Vice President and Chief Medical Officer
Mark Ragosa	51	Executive Vice President and Chief Financial Officer
Eben Tessari	44	Executive Vice President and Chief Strategy Officer

Set forth below is certain additional information concerning Kiniksa's executive officers, including their respective positions with Kiniksa and prior business experience.

**Sanj K. Patel**—See Mr. Patel's biography on page 15 of this proxy statement.

**Michael Megna** has served as our Senior Vice President, Chief Accounting Officer since July 2025. Mr. Megna previously served as our Group Vice President, Finance and Chief Accounting Officer from January 2022 until July 2025 and was our Vice President, Finance and Chief Accounting Officer from July 2018 to January 2022. Mr. Megna served as our principal financial officer from March 2020 until December 2020 and has served as our principal accounting officer since February 2020. As the company's Senior Vice President and Chief Accounting Officer, Mr. Megna oversees the company's accounting and finance functions, with responsibility for finance, treasury, and tax. From July 2012 until July 2018, Mr. Megna served in roles of increasing seniority at LFB USA, Inc./rEVO Biologics, Inc., a biopharmaceutical company, most recently as Senior Vice President, Finance & Accounting. In those roles, Mr. Megna oversaw financial operations, information technology, human resources and project management functions. He played a key role in the financial carve out of rEVO Biologics to create a focused commercial, entity to finance a follow-on indication of the company's previously approved biologic product, Atryn®. Prior to LFB USA, he held senior financial management positions at BioSphere Medical, Inc., a medical device company. Mr. Megna began his career in public accounting, including most recently at PricewaterhouseCoopers LLP where he worked with a variety of public and private audit clients. Mr. Megna has a B.B.A. in Accounting from Siena College and is a Certified Public Accountant.

**Ross Moat** has served as our Executive Vice President, Chief Operating Officer since January 2026. In this role, Mr. Moat oversees our commercial operations in addition to oversight over our clinical and manufacturing operations. Mr. Moat previously served as our Executive Vice President and Chief Commercial Officer from January 2025 through January 2026 and served as our Senior Vice President and Chief Commercial Officer from January 2022 to December 2024. In this role, Mr. Moat was responsible for leading the Company's sales, marketing and commercial operations across its portfolio, including our commercial launch of ARCALYST (rilonacept) in recurrent pericarditis. Prior to that, Mr. Moat served as our Group Vice President and ARCALYST General Manager from February 2021 to January 2022, our Vice President, European Operations and Rilonacept Franchise Commercial Head from July 2020 to February 2021 and as our Vice President, European Operations from June 2019 to July 2020. Prior to joining Kiniksa, Mr. Moat served as VP, EMEA Marketing and Commercial Operations from May 2018 to June 2019 at AveXis, Inc., a Novartis AG company, where he led launch readiness planning and execution. Prior to that, Mr. Moat served as Executive Director, EU Genetic Diagnostic Strategy from July 2017 to February 2018 at Spark Therapeutics, Inc. ("Spark") where he built a pre-launch field-facing team in sequential launch markets. Prior to joining Spark, Mr. Moat served as Senior Director, Commercial & Marketing Lead, EMEA from August 2015 to June 2017 at Alexion, where he developed the EMEA strategic and operational commercial plans for the

Executive Officers

metabolic business unit. Prior to that, Mr. Moat held various roles with increasing responsibilities at Synageva and ProStrakan Inc. Mr. Moat received his B.A. in Business Management at Middlesex University in London.

**John F. Paolini, M.D., Ph.D.**, has served as our Executive Vice President and Chief Medical Officer since January 2025 and served as our Senior Vice President and Chief Medical Officer from August 2016 to December 2024. From August 2015 to August 2016, Dr. Paolini was Clinical Research Head of the Cardiovascular and Metabolic Diseases Research Unit at Pfizer Inc. ("Pfizer"), a pharmaceutical company, where he was responsible for bringing forward programs from pre-clinical through early clinical development and proof of concept. Prior to Pfizer, from August 2011 to July 2015, Dr. Paolini served as Chief Medical Officer of Cerenis Therapeutics, a biotechnology company focused on cardiovascular and metabolic diseases, where he was responsible for designing and executing clinical trials and regulatory strategy for a portfolio of products. Dr. Paolini holds an M.D. and a Ph.D. from Duke University School of Medicine, a B.A. and a B.S. from Tulane University, and completed his internship, residency and fellowship in Internal Medicine and Cardiology at Brigham and Women's Hospital, Boston.

**Mark Ragosa** has served as our Executive Vice President and Chief Financial Officer since July 2025. Mr. Ragosa previously served as our Senior Vice President and Chief Financial Officer from March 2021 to July 2025 and prior to that as Vice President and Interim Chief Financial Officer from December 2020 to March 2021, at which point he also assumed the role of principal financial officer. As our Chief Financial Officer, Mr. Ragosa oversees our Finance, Investor Relations, Human Resources, and Information Technology organizations. Prior to serving as our Interim Chief Financial Officer, Mr. Ragosa served as our Vice President, Investor Relations and Finance from May 2020 to December 2020 and our Vice President, Investor Relations from May 2018 to May 2020. In these roles, Mr. Ragosa oversaw the development and execution of our strategic investor-relations plan, as aligned with our long-term goals, and contributed to our capital raise strategy. Prior to that, Mr. Ragosa served as Director, Investor Relations from February 2018 to May 2018 and Associate Director from September 2016 to February 2018 at Ironwood Pharmaceuticals, Inc. ("Ironwood"), a biotechnology company where he managed relationships with investors and analysts and served as an external spokesperson. Prior to joining Ironwood, Mr. Ragosa served as a Vice President within the equities division at Goldman Sachs Group, Inc. from March 2012 to June 2016 where, among other things, he facilitated capital raises for private and public companies and conducted financial analyses. Prior to that Mr. Ragosa held roles within the equities divisions at Morgan Stanley and Bank of America Securities. Mr. Ragosa received his B.A. in History and Government at Bowdoin College and is a Chartered Financial Analyst.

**Eben Tessari** has served as our Executive Vice President, Chief Strategy Officer since January 2026. In this role, Mr. Tessari oversees our strategic, business development and technical operations, in addition to being responsible for our artificial intelligence initiatives. Prior to that, Mr. Tessari served as our Executive Vice President, Chief Operating Officer from January 2025 to January 2026 and served as our Senior Vice President and Chief Operating Officer from January 2022 to December 2024. Prior to that he served as our Senior Vice President and Chief Business Officer from March 2018 until January 2022 and our Senior Vice President, Business Development from July 2015 until March 2018. In these roles, Mr. Tessari oversaw our clinical and manufacturing operations, in addition to our business development efforts. Before joining the Company, he served as Senior Director, Business Development at Synageva, from December 2014 to July 2015, where he led strategic business initiatives. Prior to that, he was Director, Business and Corporate Development at Civitas Therapeutics, Inc., a biotechnology company, from November 2013 to December 2014, where he managed the company through an acquisition by Acorda Therapeutics, Inc. Mr. Tessari holds a B.Sc. in Behavioral Neuroscience from Northeastern University, a Master's degree in Biomedical Engineering from Boston University and both a J.D. and an M.B.A. from Suffolk University.

None of our executive officers is related to any other executive officer or to any of our directors.

---

## Executive Compensation—Compensation Discussion and Analysis

---

### Executive Summary

---

This Compensation Discussion and Analysis (“**CD&A**”) describes our executive compensation strategy, philosophy, policies and practices, and provides information regarding the manner and context by which executive compensation was earned by, or paid or awarded to, our named executive officers listed below, whom we refer to collectively as “named executive officers” or “NEOs,” for the year ended December 31, 2025.

- Sanj K. Patel, Chief Executive Officer and Chairman of the Board of Directors;
- John F. Paolini, M.D., Ph.D., Executive Vice President and Chief Medical Officer;
- Eben Tessari, Executive Vice President and Chief Strategy Officer;
- Ross Moat, Executive Vice President and Chief Operating Officer; and
- Mark Ragosa, Executive Vice President and Chief Financial Officer.

### 2025 Performance Highlights

The following are some of the key highlights of our performance in 2025:

#### Commercial Execution

- Strong commercial execution that resulted in 62% year-over-year ARCALYST sales growth to \$677.6 million in 2025.
- More than 4,150 prescribers having written ARCALYST prescriptions from launch through to the end of 2025.
- As of the end of 2025, average total duration of ARCALYST therapy in recurrent pericarditis was approximately three years.
- As of the end of 2025, approximately 18% of the target 14,000 multiple-recurrence patients were actively on ARCALYST treatment.

#### Portfolio Development

- Initiating our Phase 2/3 clinical trial of KPL-387 in recurrent pericarditis, with data expected in the second half of 2026.
- Continuing our pre-clinical development of KPL-1161, with a Phase 1 clinical trial expected to initiate in 2026.

#### Financial Performance

- Net income of \$59.0 million in 2025 vs. a net loss of (\$43.2) million in 2024, reflecting the Company's transition to an expected state of sustained profitability.
- Cash, cash equivalents and short-term investments of \$414.1 million at December 31, 2025, an increase of \$170.4 million over 2024, which we believe will enable us to invest in portfolio development and other value-creating opportunities.

Executive Compensation—Compensation Discussion and Analysis

**2025 Key Compensation Actions**

The following key compensation actions were taken with respect to 2025 NEO compensation:

- **Base Salary:** The Compensation Committee increased the base salary of our CEO by 5% and our other NEOs by an average of 11%.
- **Annual Cash Incentive Compensation:** The Compensation Committee increased certain of our NEOs' target cash incentive opportunities (as a percentage of base salary). Based on the Compensation Committee's assessment of the Company's performance against its annual corporate goals for 2025, payouts to the NEOs under the Company's annual bonus program were made at approximately 181% of target.
- **Equity Incentive Awards:** Reinforcing the alignment of pay and performance, the Compensation Committee continued to prioritize performance-based compensation by (a) increasing the proportion of our NEOs' annual equity incentive awards that are performance share units ("**PSUs**") to 25% from 10% of total grant date value and (b) introducing the KPL-387 Long-term Incentive Plan (the "**KPL-387 LTIP**") (a sub-plan under the 2018 Plan (as defined below)) to further drive management execution of our corporate goals by granting PSUs, performance share options ("**PSOs**") and cash awards that vest upon the achievement of certain strategically significant development milestones.

**Overview of Executive Compensation Program**

Our executive compensation program is designed to be competitive with our peer group and industry. As a US-centered business with senior executives based in the US, our executive compensation program reflects compensation practices in the United States, which we believe helps us compete effectively in our primary market for talent. The core goals of our program include the following:

- rewarding and driving both short-term and long-term performance;
- mitigating undue risk;
- aligning executive officer compensation with the interests of our shareholders;
- ensuring our overall compensation is competitive among our compensation peer group and industry; and
- attracting and retaining executive officers who contribute to the Company's short-term and long-term success.

**Say-on-Pay Voting**

Our Say-on-Pay votes have consistently demonstrated strong shareholder support. In 2025, for example, approximately 99% of the votes cast by the Company's shareholders present in person or by proxy at the Company's annual meeting, excluding broker non-votes, voted to approve, on a non-binding advisory basis, the 2024 compensation of the Company's named executive officers, which we believe reflects strong approval of our compensation policies. We value the feedback of our shareholders and will consider any feedback we receive as we continue to assess our executive compensation practices.

## **Roles and Responsibilities of Participants in our Executive Compensation Process**

---

### ***Role of the Compensation Committee***

The Compensation Committee, which consists entirely of independent directors, has primary responsibility for overseeing and administering the compensation program for our senior management team, including our named executive officers. In making executive compensation decisions, the Compensation Committee considers a variety of factors and data, including individual and corporate performance and compensation levels and trends amongst our compensation peer group. The Compensation Committee retains the right to hire outside advisors as needed to assist in reviewing and revising our executive compensation programs. See “*Role of the Independent Compensation Consultant*” for more information.

The responsibilities of the Compensation Committee are set forth in detail under the heading “*Corporate Governance—Committees of the Board of Directors—Compensation Committee*” and in the Compensation Committee’s charter, which can be found on the “Corporate Governance” section of the “Investors” page of our website located at [www.kiniksa.com](http://www.kiniksa.com). In particular, the Compensation Committee annually reviews the base salaries, target bonuses, annual bonus payouts and long-term equity compensation of our named executive officers and periodically reviews the other elements of our executive compensation program.

The information contained on our website is not incorporated by reference into this proxy statement, and you should not consider any information contained on, or that can be accessed through, our website as part of this proxy statement.

In some circumstances, the Compensation Committee will make recommendations to the Board with respect to certain compensation decisions for its approval, which approval will require the consent of the full Board of Directors.

### ***Role of the Independent Compensation Consultant***

The Compensation Committee has the authority to retain or obtain the advice of compensation consultants, legal counsel and other advisors to assist in carrying out its responsibilities. During 2025, the Compensation Committee engaged Compensia, Inc., a compensation consulting firm (“**Compensia**”), to, among other things, assist in developing and overseeing the Company’s executive and non-employee director compensation programs and provide an analysis of competitive market data. The Compensation Committee selected Compensia for its expertise, history with the Company, and quality of service. Compensia reported directly to the Compensation Committee.

The Compensation Committee reviewed competitive market compensation analyses prepared by Compensia comparing the compensation of our non-employee directors and senior management team, including our named executive officers, to that of a group of peer companies within our industry, and met with representatives of Compensia to discuss such analyses. The Compensation Committee retains ultimate discretion to review and approve the Company’s compensation peer group by which non-employee director and named executive officer compensation is evaluated. The Compensation Committee considered the advisor independence factors required under SEC rules and Nasdaq listing standards as they relate to Compensia, and did not find any conflicts of interest in 2025 raised by the work Compensia performed. No other services were provided by Compensia to the Company in the year ended December 31, 2025.

### ***Role of the Chief Executive Officer***

Each year, our Chief Executive Officer provides an assessment of the performance of each executive officer, other than himself, during the prior year and makes recommendations to the Compensation Committee regarding (a) promotions, (b) annual compensation, (c) target bonuses and annual bonus payouts, and

Executive Compensation—Compensation Discussion and Analysis

(d) long-term equity compensation for each such officer. Such recommendations are based on numerous factors including:

- Achievement of corporate and individual performance targets;
- Leadership competencies;
- External market competitiveness, including pay practices among the Company's compensation peer group (as described further below);
- Internal pay comparison; and
- Executive retention considerations.

The Compensation Committee reviews and considers such recommendations, together with all other information presented, including the input and observations of Compensia, in determining the elements of compensation and target total direct compensation opportunities for our senior management team.

**Executive Compensation Philosophy and Strategy**

---

Our executive compensation program is designed to reward the achievement of our strategic corporate objectives and creation of long-term shareholder value. We aim to achieve this by designing an executive compensation program that:

- **Rewards and Drives Short-Term and Long-Term Performance.** Our compensation structure is designed to emphasize the achievement of short-term goals while sustaining long-term growth. Executive officers receive a mix of compensation that rewards both the achievement of short-term corporate objectives through annual cash incentive compensation and long-term, sustainable corporate and share price growth through long-term equity incentive awards. As needed, our Compensation Committee may implement additional programs intended to drive management execution of our important corporate goals, such as the KPL-387 LTIP.
- **Aligns Executive Compensation with Shareholder Interests.** Our compensation program aligns our executive officers' interests with that of our shareholders through participation in our long-term equity incentive plans, including the 2018 Plan and 2018 ESPP. For our executive officers, who set and lead our strategic direction, we ensure that a significant portion of their target total direct compensation opportunity is delivered in the form of long-term equity awards to maintain alignment between their interests and those of our shareholders. We also utilize performance-based awards, including those granted under the KPL-387 LTIP to drive execution and the creation of shareholder value.
- **Ensuring Competitive Pay Practices.** Our executive compensation program is designed to be competitive with our compensation peer group and broader industry. As a US-centered business with senior executives based in the US, our executive compensation program reflects compensation practices in the United States, which we believe helps us compete effectively in our primary market for talent. We assess our executive compensation program using competitive market analysis with data drawn from a peer group of biopharmaceutical companies selected after considering various factors, including market capitalization, revenue, lead indications, pipeline size and geographic location, which we believe to be representative of the companies with which we compete for talent as well as the broader biopharmaceutical industry.
- **Mitigates Undue Risk.** Our equity mix is balanced towards long-term equity incentive awards, including of PSUs and PSOs that are earned and vest upon the achievement of multi-year corporate performance objectives, development milestones and relative total shareholder return ("TSR"), as applicable. This helps to ensure that our senior management team avoids unnecessary short-term risk taking and instead considers our Company's long-term success.

Executive Compensation—Compensation Discussion and Analysis

- **Attracts and Retains High-Caliber Executive Talent.** Our executive compensation program is designed to attract and retain executive officers with the experience, leadership capabilities, and expertise necessary to drive the Company's short-term execution and long-term strategic success. By offering a competitive mix of base salary, annual cash incentives and long-term equity-based compensation, we provide meaningful compensation opportunities intended to attract top-tier talent to Kiniksa and promote continuity of leadership as we advance our strategic, operational and development objectives.

**Components of our Executive Compensation Program**

---

Our executive compensation program is comprised of the following primary elements:

- Base Salary;
- Annual Cash Incentive Compensation; and
- Equity Incentive Awards.

In addition, our named executive officers are entitled to participate in our retirement savings plan and receive benefits on similar terms as our similarly situated employees.

Each element of our executive compensation program has a different purpose and key characteristics, which, when combined, fulfills the objectives set forth above under the heading "*Executive Compensation Philosophy and Strategy*". Details regarding each element of our executive compensation program are set forth below under each relevant subsection.

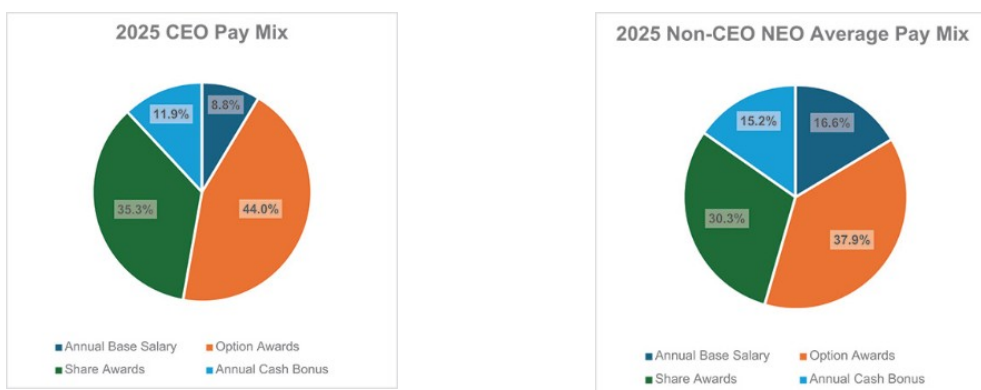
**Pay Mix**

The Compensation Committee does not have any formal policies regarding the mix of compensation elements for our named executive officers. The given ratio of compensation elements may vary from year-to-year.

The Company's executive compensation program reflects a mix of fixed and variable compensation, with a significant portion of named executive officers' total compensation being delivered in the form of "at-risk" long-term equity awards to maintain alignment between our named executive officers' interests and those of our shareholders and to incentivize performance. In 2025, the Compensation Committee increased the proportion of PSUs from 10% to 25% of the annual grant of equity incentive awards (measured based on grant date fair value), while correspondingly reducing the share option allocation from 65% to 50%. RSU allocation remained at 25%. The pay mix of our CEO, and the averages for the pay elements of our non-CEO NEOs, in each case as it relates to 2025, are presented below. Equity incentive values represent grant date fair value of awards, assuming target performance in the case of PSUs and PSOs. Cash awards granted under the KPL-387 LTIP are excluded as they are not paid until achievement of their respective performance criteria, if earned. The value of compensation earned under such cash awards will be reported in the year of achievement. For more

Executive Compensation—Compensation Discussion and Analysis

information on the approximate value of the cash awards at the date of grant, see “2025 Grants of Plan-Based Awards Table” below. Annual cash bonuses represent annual cash bonuses actually received.



**Base Salary**

Base salary is intended to provide a fixed component of remuneration reflecting our executive officers’ skill sets, experience, roles and responsibilities. The base salary for our executive officers has generally been set at levels deemed necessary to attract and retain such individuals.

The Compensation Committee reviews and approves, or recommends to the Board for approval, the base salary of our executive officers each year. As part of its review, the Compensation Committee reviews the Company’s corporate goals and objectives relevant to our executive officers’ compensation and evaluates the individual performance of our executive officers in light of such goals and objectives. The Compensation Committee additionally consults prevailing market practice among the Company’s compensation peer group (as discussed further below under the heading “*Compensation Peer Group*”) and within the Company’s industry with respect to compensation matters. The Compensation Committee retains discretion to adjust the base salary of our executive officers as necessary to attract and retain such individuals, or in conjunction with any changes to job responsibilities or to reflect experience within their respective roles.

Changes in the 2025 base salaries for our named executive officers as compared to 2024 are discussed under the heading entitled “2025 Executive Compensation of Our Named Executive Officers.”

**Annual Cash Incentive Compensation**

We offer our executive officers the opportunity to earn an annual performance bonus to compensate them for attaining short-term company goals as approved by our Compensation Committee and/or Board relating to the implementation of our overall business and strategy during the year and to recognize such officers’ individual performances. The annual performance bonus is paid entirely in cash.

Our executive officers are eligible to earn an annual cash bonus at a specified target bonus opportunity (set as a percentage of base salary) as set by the Compensation Committee, with the actual bonus paid determined by the Compensation Committee, based on achievement of corporate and individual performance targets (with individual performance evaluated on a holistic basis rather than by reference to rigid criteria). The Compensation Committee annually reviews target bonuses for our executive officers and approves adjustments, as necessary, to ensure such target bonuses are competitive as compared to the Company’s compensation peer group.

## Executive Compensation—Compensation Discussion and Analysis

Annual corporate goals are initially proposed by management and then reviewed by the Compensation Committee and the Board, with performance against such objectives assessed at the end of the year. Corporate goals are weighted by the Compensation Committee in proportion to their degree of importance to our corporate strategy. Based upon the Company's performance against such goals, the Compensation Committee will make a decision as to our executive officers' bonus payouts. In approving the Company's corporate goals each year, the Compensation Committee strives to ensure that the goals:

- are reasonably achievable with strong performance by the Company;
- are tailored to the Company's position, needs, and strategy for a given year, with the inclusion of recurring goals related to commercial and clinical performance;
- address both the near-term performance of our business, and the actions needed to create and sustain a solid foundation for long-term growth; and
- do not encourage inappropriate risk-taking.

In 2025, the Compensation Committee reviewed the performance of the Company's executive officers against the corporate goals established for the year. Details of such analysis, including the resulting corporate performance multiplier, are provided under the heading "*2025 Annual Bonus and Performance Goals*".

### **Equity Incentive Awards**

Equity awards align the interests of our executive officers with long-term shareholder interests and help us to attract and retain employees.

Long-term equity incentive awards are granted to our employees, including our executive officers, in connection with their hiring and have historically been granted on a biannual basis thereafter in accordance with the terms of the 2018 Plan. Biannual grants for our executive officers include share options, RSUs and, beginning in 2024, PSUs.

In addition, the Compensation Committee may periodically approve a specialized long-term equity incentive plan pursuant to the 2018 Plan to incentivize specific business goals. In 2025, the Compensation Committee approved the KPL-387 LTIP, pursuant to which it granted cash awards, PSUs and PSOs to our executive officers, in each case contingent on the achievement of certain developmental milestone goals.

Share options granted to the Company's executive officers generally vest and become exercisable as to 25% of the shares underlying the option on the first anniversary of the date of grant and in 36 equal monthly installments thereafter, generally subject to the applicable officer's continued service to the Company. RSUs granted to the executive officers generally vest as to 25% of the RSUs on each of the first, second, third and fourth anniversaries of the date of grant, generally subject to the applicable officer's continued service to the Company. PSUs granted to the executive officers on an annual basis vest after three years with the shares issuable thereto determined based upon performance metrics selected by the Compensation Committee at the time of grant. In 2025, as part of its annual grant process under the 2018 Plan, the Company granted PSUs to its executive officers with metrics relating to ARCALYST revenue and TSR relative to the TSR of the Nasdaq Biotechnology Index ("**NBI**") over the same performance period. Specialized grants, such as the cash awards, PSUs and PSOs granted pursuant to the KPL-387 LTIP, vest, in each case, pursuant to the terms contained in the applicable grant agreement. See "Long-Term Equity Incentive Awards" below for more information on the vesting terms of the equity awards granted to our named executive officers.

In addition, the Company maintains the 2018 ESPP, which the executive officers are eligible to participate in on the same terms as other employees.

## Executive Compensation—Compensation Discussion and Analysis

### **Retirement Savings Plan**

We believe our retirement savings plan enhances the overall desirability of our remuneration package for our executive officers and further incentivizes them by providing a vehicle for tax-deferred retirement savings.

Our employees, including our executive officers, based in the United States are eligible to participate in a 401(k) retirement savings plan. Participating employees are eligible to receive a Company match consisting of (a) 100% of the first 3% of salary contributed, plus (b) 50% of the next 2% of salary contributed.

The maximum employer-matching contribution under the Company's 401(k) retirement savings plan is 4% of an employee's eligible compensation, subject to statutory limitations on 401(k) plan contributions.

### **Benefits**

We provide market competitive, yet cost-effective employment benefits to our employees, including our executive officers, in order to enhance the overall desirability of our compensation packages and provide for employee welfare.

Our employees, including our executive officers, are eligible to participate in our health and welfare plans, including medical, dental, and vision benefits, a healthcare flexible spending account, a dependent care flexible spending account, short-term and long-term disability insurance and life insurance to the same extent as our other full-time employees generally, subject to the terms and eligibility requirements of those plans.

The Compensation Committee reviews benefits offered from time to time and retains discretion to add or substitute benefits to ensure they remain market competitive.

### **Compensation Peer Group**

---

Competitive market practices are one of the factors taken into account by the Compensation Committee when determining executive compensation levels and compensation program design.

To ensure our target total direct compensation opportunities are competitive, each year the Compensation Committee, with the assistance of Compensia, reviews, updates and approves a group of publicly-traded peer companies against which the Company benchmarks its executive compensation program. The Compensation Committee reviews the information provided by Compensia and management to select our peer group from a pool of comparable biopharmaceutical companies. For the compensation peer group approved for 2025, the Compensation Committee considered the following criteria when selecting peer companies:

- **Primary Criteria**
  - *Industry:* Companies must be either biotechnology or pharmaceutical companies.
  - *Market Capitalization:* Companies must have a 30-day average market capitalization of approximately 25% to 400% of Kiniksa's 30-day average market capitalization.
  - *Stage of Lead Drug:* Companies must be in Phase III development or pending regulatory approval for their lead product candidate or commercializing a drug product.
- **Refinement Criteria**
  - *Revenue:* Annual product revenue of approximately \$100 million to \$1 billion.
  - *Indication:* Primary indications for the company's development portfolio must be auto-immune, auto-inflammatory, cardiovascular and/or rare disease.
  - *Pipeline:* Must have two or more programs in the company's development pipeline.

Executive Compensation—Compensation Discussion and Analysis

• **Additional Considerations**

- *Geography*: US-based companies located outside the San Francisco Bay Area, with a preference for Massachusetts-based companies.
- *Reverse Peers*: Companies that have named Kiniksa as a peer company.
- *Peers of Identified Companies*: Companies that are peers of certain specified peers of interest.

At the time our 2025 compensation peer group was approved in August 2024, our market capitalization was at approximately the 56<sup>th</sup> percentile of the peer group and our last four quarters' revenue was at approximately the 51<sup>st</sup> percentile of the peer group.

For each of the companies in our compensation peer group, Compensia analyzes the company's available executive compensation information and related data as reported in its public filings during the prior and current year to identify the executives at such companies whose positions are comparable to those held by our executive officers. Compensia then compiles and analyzes the data for each such comparable position, supplementing such information with relevant data from published compensation surveys where appropriate (we refer to the combination of the peer group data and this supplemental market data as "competitive market data" in this Compensation Discussion and Analysis"). The Compensation Committee then reviews and discusses the analysis of such data when making compensation determinations.

The 2025 compensation peer group (in alphabetical order) was as follows:

Kiniksa 2025 Compensation Peer Group	
Acadia Pharmaceuticals	Agios Pharmaceuticals
Amicus Therapeutics	Apellis Pharmaceuticals
Arcutis Biotherapeutics	Ardelyx
BioCryst Pharmaceuticals	Blueprint Medicines
BridgeBio Pharma	Collegium Pharmaceutical
Corcept Therapeutics	Harmony Biosciences Holdings
Ironwood Pharmaceuticals	MacroGenics
Rhythm Pharmaceuticals	Sage Therapeutics
Supernus Pharmaceuticals	Traverse Therapeutics
Ultragenyx Pharmaceutical	Vericel

In updating the compensation peer group for 2025, the Compensation Committee removed Deciphera Pharmaceuticals, ImmunoGen, Intercept Pharmaceuticals, Bluebird Bio, Insmed, Karyopharm Therapeutics and Rigel Pharmaceuticals as they no longer fit within the peer selection criteria with respect to market capitalization and/or revenue, as applicable. The Compensation Committee added Acadia Pharmaceuticals, Apellis Pharmaceuticals, Arcutis Biotherapeutics, Ardelyx, Harmony Biosciences Holdings, Supernus Pharmaceuticals and Vericel due to their overall fit relative to the selected peer criteria.

The Compensation Committee approved a revised peer group, based on data provided by Compensia, in August 2025, which was intended to be used to benchmark compensation decisions for 2026. Following significant increases in both our market capitalization and revenue, the Compensation Committee met and approved a revised 2026 compensation peer group in February 2026. Details of such peer group, including the criteria metrics used to select such peer group, will be included in our proxy statement for our 2027 Annual Meeting.

**2025 Executive Compensation of our Named Executive Officers**

**Base Salary**

In December 2024, the Compensation Committee reviewed the base salaries of our senior management team, including our named executive officers, and determined to increase their base salaries, after considering individual performance, responsibilities and scope of duties; a competitive market data analysis prepared by Compensia; and certain executive retention objectives. The table below sets forth the 2025 base salaries and percentage increases over the 2024 base salaries for our named executive officers. With respect to Mr. Ragosa, the 2025 base salary shown reflects his base salary following his mid-year promotion. Actual salary amounts earned during the year, as reported in the Summary Compensation Table, may differ from the annualized base salary rates shown below.

Named Executive Officer	Base Salary in the year ended		Increase in Base Salary	
	December 31,		(\$)	(%)
	2024	2025		
	(\$)	(\$)		
Sanj K. Patel	899,371	944,339	44,968	5.0
John F. Paolini, M.D., Ph.D.	563,171	585,698	22,527	4.0
Eben Tessari	520,603	588,282	67,679	13.0
Ross Moat	511,596 <sup>(1)</sup>	588,335	76,739	15.0
Mark Ragosa	503,666	570,000 <sup>(2)</sup>	66,334	13.2

(1) Reflects Mr. Moat's base salary as approved by the Compensation Committee in connection with his relocation to the United States and entry into an employment agreement that included base salary denominated in USD in July 2024. The base salary approved by the Compensation Committee in December 2023 was \$515,852, after applying a conversion from GBP to USD using the 2024 average FX rate (£1:\$1.277925).

(2) Effective January 1, 2025, Mr. Ragosa received an annual base salary increase from \$503,666 to \$538,923. Effective July 1, 2025, in connection with his promotion to Executive Vice President, Mr. Ragosa received an additional increase in his base salary from \$538,923 to \$570,000. The table above reflects Mr. Ragosa's final 2025 base salary rate of \$570,000 and the aggregate year-over-year increase of \$66,334, or 13.2%.

**2025 Annual Bonus and Performance Goals**

Each member of our senior management team, including each named executive officer, has a target bonus, which is expressed as a percentage of his annual base salary. This target is evaluated by the Compensation Committee annually based upon an assessment of the competitive market data prepared by Compensia. For 2025, the Compensation Committee increased Mr. Patel's target bonus from 65% to 75% of base salary and increased the target bonus for each of Dr. Paolini, Mr. Tessari and Mr. Moat from 45% to 50% of base salary, in each case after a review of competitive market data. Mr. Ragosa's target bonus was increased from 45% to 50% effective July 1, 2025 in connection with his promotion to Executive Vice President after a review of competitive market data. Our named executive officers' target bonuses for each of 2024 and 2025 are set forth in the table below:

Named Executive Officer	Bonus Target in the year ended December 31,	
	2024	2025
Sanj K. Patel	65 %	75 %
John F. Paolini, M.D., Ph.D.	45 %	50 %
Eben Tessari	45 %	50 %
Ross Moat	45 %	50 %
Mark Ragosa <sup>(1)</sup>	45 %	50 %

(1) Effective July 1, 2025, Mr. Ragosa was promoted to Executive Vice President and, accordingly, received an increase in his target bonus from 45% to 50%.

## Executive Compensation—Compensation Discussion and Analysis

Each year, our management team recommends corporate goals to be utilized to evaluate performance under the Company's annual bonus plan, with a suggested weighting assigned to each category of goals. These goals are derived from the Company's business plan and reflect the Company's priorities and vision for the applicable year. The proposed goals are presented to the Compensation Committee in the first quarter of each year, with the Compensation Committee providing feedback on both the goals and the proposed weightings of each category. Following the Compensation Committee's review, the corporate goals are presented to the full Board for any additional feedback. During the year, management periodically updates the Compensation Committee on the progress that the Company has made against its corporate goals. At the end of the year, the Compensation Committee assesses the Company's full year performance against its corporate goals, determines a weighted goal achievement score (based on the achievement level of each goal multiplied by its respective weighting), and applies a corporate performance multiplier in its discretion to determine the annual bonus payout.

The Company's 2025 corporate goals are set forth below and reflect the Company's primary focus on executing its commercial strategy for ARCALYST while working to advance its portfolio of developmental assets. Details regarding the primary elements of each goal, its relative weighting, and the primary factors considered when the Compensation Committee considered the Company's performance against such goal are set forth below:

<b>Goal</b>	<b>Weighting</b>	<b>Description of Primary Elements</b>	<b>Primary Factors Considered When Evaluating Performance</b>
ARCALYST	55%	(a) Deliver on Arcalyst commercial performance, including net product revenue; and	(a) The Company's commercial performance exceeded the targeted performance objective. In 2025, the Company initially guided to net product revenue of \$560-\$580 million. Over the course of 2025, the Company increased its ARCALYST net product revenue guidance three times and ultimately delivered net product revenue of \$677.6 million in 2025. The Company's strong commercial execution in 2025 resulted in a 62% growth in ARCALYST sales compared to 2024.

Executive Compensation—Compensation Discussion and Analysis

Goal	Weighting	Description of Primary Elements	Primary Factors Considered When Evaluating Performance
		<p>(b) Deliver on the objectives of the ongoing technology transfer of the ARCALYST drug substance manufacturing process, including (i) completing a process performance qualification campaign, (ii) maintaining the expected timeline towards FDA approval of Samsung Biologics Co., Ltd. (“<b>Samsung</b>”) as the manufacturer of ARCALYST drug substance and (iii) maintaining adequate ARCALYST supply.</p>	<p>(b) The Company continued to advance the technology transfer of the process for manufacturing ARCALYST drug substance. The Company successfully completed a number of process performance qualification runs with Samsung, maintained its expected timeline towards FDA approval of Samsung as the new ARCALYST drug substance manufacturer and ensured that the Company’s clinical and commercial needs for ARCALYST were well-met.</p> <p>The Compensation Committee considered this ARCALYST-focused objective to have been achieved above target.</p>
KPL-387	35%	<p>(a) Initiate Phase 2/3 clinical trial with KPL-387; and</p> <p>(b) Advance KPL-387 development towards a biologics license application filing.</p>	<p>(a) During 2025, the Company substantially completed its ongoing Phase 1 clinical trial of KPL-387 in normal, healthy volunteers. This work enabled the Company to submit an investigational new drug application for a Phase 2/3 clinical trial of KPL-387 in recurrent pericarditis, which it initiated in 2025.</p> <p>(b) The Company’s continued clinical development efforts have kept KPL-387 on-track towards its confidential target date for a biologics license application.</p> <p>Overall, the Company substantially advanced its KPL-387 development program, paving the way for a potential commercial launch of the drug. Given the rapid pace of development efforts, the Compensation Committee determined that this objective was met above target.</p>

Executive Compensation—Compensation Discussion and Analysis

<b>Goal</b>	<b>Weighting</b>	<b>Description of Primary Elements</b>	<b>Primary Factors Considered When Evaluating Performance</b>
<i>Advance Pre-Clinical Programs</i>	5%	(a) Advance the Company's announced and unannounced pre-clinical assets	<p>(a) The Company continued to advance both its public and confidential research and development candidates. With respect to KPL-1161, the Company's only public preclinical asset as of 31 December 2025, the Company identified a preclinical lead candidate, completed pre-clinical pharmacokinetics studies and initiated master cell bank production.</p> <p>The Compensation Committee determined that the Company met this goal at target.</p>
<i>Business Development and Corporate Structure</i>	5%	Create opportunities for increasing corporate value, including (a) evaluating external business development transactions aligned with the Company's strategy and vision for value generation and (b) initiating and running the partnering process for abiprubart.	<p>This goal included activities beyond the scope of the Company's commercial and pipeline developmental functions.</p> <p>The Company's business development functions evaluated a number of opportunities in 2025. While the Company did not announce any major transactions, it nonetheless analyzed a number of potential deals during the year. Further, the Company initiated a partnering process for abiprubart to identify a partner best able to unlock the value of the asset.</p> <p>Based on all of the above, the Compensation Committee determined that this goal was met at target.</p>

When evaluating the Company's achievement of its 2025 corporate goals, the Compensation Committee also considered the extent to which the Company maintained its operations in a compliant and ethical manner, focused on its values, performed effectively and effectively deployed its capital. Such characteristics are fundamental to the Company's corporate values and necessary for the satisfactory accomplishment of its short- and long-term strategic vision. The Compensation Committee additionally considered the strategic development of the Company's intellectual property portfolio as necessary to protect its assets and whether the Company was able to attract and retain a talented team of employees. In 2025, the Compensation Committee viewed favorably the Company's ability to successfully accomplish its stated goals while adhering to its corporate values, retaining its workforce, protecting its assets, and weathering a turbulent market for US-based biopharmaceutical companies through smart capital allocation.

The Compensation Committee reviewed with management the Company's performance against the corporate goals set forth above. After assessing the Company's performance, the Compensation Committee determined that each goal was either met satisfactorily or significantly above expectations. Taking into account the relative weightings and achievement levels of each corporate goal, the Compensation Committee determined that the Company performed excellently on an overall basis. Such achievements are set forth in the above table, as well under the heading "2025 Performance Highlights". Based on its evaluation, the

## Executive Compensation—Compensation Discussion and Analysis

Compensation Committee approved a corporate performance multiplier of 181% for annual bonus payouts for each named executive officer. The Compensation Committee also authorized the Chief Executive Officer to adjust the annual bonuses of the other executive officers as he deemed necessary to reflect individual performance. No adjustments were made to the other named executive officers' annual bonuses in 2025. Annual bonuses paid to our named executive officers for performance in 2025 are as follows:

Named Executive Officer	Base Salary (\$)	Bonus Target (% of Base Salary)	Bonus Multiplier (%)	Bonus Payout (% of Base Salary)	Annual Bonus Payout (\$)
Sanj K. Patel	944,339	75	181	136	1,284,065
John F. Paolini, M.D., Ph.D.	585,698	50	181	91	530,935
Eben Tessari	588,282	50	181	91	533,278
Ross Moat	588,335	50	181	91	533,326
Mark Ragosa <sup>(1)</sup>	570,000	50	181	91	516,705

(1) Effective July 1, 2025, Mr. Ragosa was promoted to Executive Vice President and, accordingly, received an increase in his target bonus to 50% and an increase in his base salary to \$570,000

**Long-Term Equity Incentive Awards**

The Compensation Committee reviews proposed annual long-term equity incentive awards in the first quarter of each year. In determining the mix and size of such awards, the Compensation Committee considers the underlying financial and operational performance of the Company, competitive market data, broader industry practices, potential shareholder dilution caused by grants of equity awards, and the individual performance by our executive officers. As a general practice, the Compensation Committee endeavors to provide our senior management team, including our named executive officers, with market competitive equity incentive awards. The Compensation Committee also determines the appropriate mix of equity incentive awards between share options, RSUs and PSUs, informed in part by market practices and our overall compensation objectives and philosophy.

Equity incentive awards are granted in (a) two grants of an equal number of share options and RSUs, typically April 1 and September 1 of each year and (b) one grant of PSUs, typically granted in their entirety on April 1 of each year. PSOs, PSUs and cash awards granted pursuant to the KPL-387 LTIP were granted effective on the first day of the month following such plan's effective date (May 1, 2025). Any NEO hired following the effective date of the KPL-387 LTIP is eligible to receive awards under the plan, with the amounts granted being adjusted downwards (in light of their later hiring date) in accordance the terms of the KPL-387 LTIP. The Compensation Committee does not take material nonpublic information into account when determining the timing or terms (including exercise price) of equity awards; similarly, the Company does not grant equity-based awards in anticipation of the release of material non-public information and does not time the disclosure of material non-public information for purposes of affecting the value of executive compensation. In addition, during 2025, the Company did not grant share options or PSOs to any named executive officer during the four business days prior to or the one business day following the filing of a periodic report on Form 10-Q or Form 10-K, or the filing or furnishing of a Form 8-K that discloses material non-public information.

In the year ended December 31, 2025, the Compensation Committee determined that the total value of our named executive officers' annually-granted (i.e., not including grants made pursuant to the KPL-387 LTIP) equity incentive awards would consist of a mix of 50% share options, 25% RSUs and 25% PSUs (with PSUs valued assuming target performance), compared to 65% share options, 25% RSUs and 10% PSUs in 2024. The increased PSU allocation reflects the Compensation Committee's intent to further link executive compensation to multi-year performance outcomes. The Compensation Committee additionally approved the KPL-387 LTIP in 2025, which provided for the grant of additional PSUs, PSOs and cash awards to our named

## Executive Compensation—Compensation Discussion and Analysis

executive officers. The aggregate number of long-term equity incentive awards granted to our named executive officers in 2025 was as follows:

Named Executive Officer	Share Options (#)	RSUs (#)	PSUs (at Target) (#)	PSOs (at Target) (#)
Sanj K. Patel	275,276	68,870	85,242	26,238
John F. Paolini, M.D., Ph.D.	78,728	19,656	29,812	16,273
Eben Tessari	78,728	19,656	29,856	16,344
Ross Moat	78,728	19,656	29,858	16,346
Mark Ragosa <sup>(1)</sup>	68,843	19,657	24,109	14,974

(1) Mr. Ragosa's awards reflect the fact that Mr. Ragosa's April 1 grant was based on his pre-promotion compensation level, with only his September 1 grant reflecting his post-promotion level.

The 2025 share options granted to our named executive officers vest and become exercisable as to 25% of the Class A Shares underlying each option on the first anniversary of the vesting commencement date and in 36 equal monthly installments thereafter, subject to the named executive officer's continued service to the Company as of each vesting date.

The 2025 RSU awards granted to our named executive officers vest as to 25% of the RSUs on each of the first, second, third and fourth anniversaries of the vesting commencement date, subject to the named executive officer's continued service to the Company as of each vesting date. The Compensation Committee grants RSUs as an additional vehicle to encourage retention and foster a longer-term commitment to the Company.

The 2025 PSU awards granted to our named executive officers as part of our annual equity incentive award grants vest to the extent earned after a three-year performance period subject to performance measures related to ARCALYST revenue and the relative ranking of the TSR of our Class A Shares relative to the NBI, in each case over the course of the performance period. The Compensation Committee chose these metrics to further incentivize our named executive officers to execute on our commercial strategy and primary source of revenue and to increase the value of Class A Shares as compared to other investment alternatives available to investors. The Compensation Committee will assess the Company's performance against such goals at the end of the performance period and determine the number of Class A Shares that will be issued pursuant to the PSUs.

The 2025 PSU and PSO awards granted to our named executive officers pursuant to the KPL-387 LTIP vest to the extent earned following the achievement of certain specified developmental milestones, with an earnout percentage of 100%, 75%, 50% or 0% applied based on the date of achievement of the applicable milestone. These milestones comprise (a) the submission to the U.S. Food and Drug Administration (the "FDA") of a biologics license application for KPL-387 ("KPL-387 LTIP Milestone 1") and (b) the approval by the FDA of the commercial sale and marketing in the United States of KPL-387 ("KPL-387 LTIP Milestone 2" and together, with KPL-387 LTIP Milestone 1, the "KPL-387 LTIP Milestones"), in each case, for the treatment of recurrent pericarditis. Awards related to KPL-387 LTIP Milestone 1 vest, if at all, on the date of BLA Acceptance (the "BLA Acceptance Date"), rather than on the date of filing. In addition, each NEO is eligible to earn a cash award upon the achievement of each of the KPL-387 LTIP Milestones, subject to the applicable earnout percentage. The Compensation Committee chose these goals as they are integral to our development plans for KPL-387 and determined to adopt the KPL-387 LTIP as a supplemental plan because it believed that the milestones were critical developmental milestones for the Company, the achievement of these milestones will result in the creation of value for the Company and its shareholders and the awards granted pursuant to the KPL-387 LTIP would provide a retentive effect for the essential personnel needed to accomplish our development strategy.

The amounts of awards granted under the KPL-387 LTIP are designed such that our NEOs will receive a value equivalent to half their salary (divided equally between cash awards, PSUs and PSOs) upon the target achievement of each of the KPL-387 LTIP Milestones. With respect to cash awards, our NEOs will receive payouts based on their then-current salaries on the date of achievement. For PSUs and PSOs, the

Executive Compensation—Compensation Discussion and Analysis

Compensation Committee used a good faith estimate of our NEOs salaries on the target achievement dates of each of the KPL-387 LTIP Milestones to determine the shares underlying such awards. As a result, the number of shares underlying the awards associated with KPL-387 LTIP Milestone 2 are somewhat larger than the number of shares underlying the awards associated with KPL-387 LTIP Milestone 1. For more information on the terms and estimated values of the KPL-387 LTIP awards, see “2025 Grants of Plan-Based Awards Table” below.

**Other Policies and Practices**

---

***Employment Agreements***

Each of our named executive officers is party to an employment agreement with our wholly-owned US subsidiary, Kiniksa Pharmaceuticals Corp., which sets forth base salary, target bonus, and eligibility to participate in the Company’s long-term equity incentive programs, in each case, as subsequently adjusted by the Compensation Committee. A summary of the material terms of these agreements is provided below under the heading “*Employment Agreements and Potential Payments upon Termination or Change in Control.*”

***Compensation Risk Assessment***

Our executive compensation program and policies are driven by the US biotechnology market and designed to enable us to achieve our short- and long-term corporate strategy. The Compensation Committee is charged by its charter to monitor and evaluate the relationship between risk and reward as it relates to our executive compensation program. The Compensation Committee has determined that the structure of our executive compensation program and our compensation programs generally do not put our patients, investors, other stakeholders or the Company at any material risk.

***Clawback Policy***

The Company maintains a Policy for the Recovery of Erroneously Awarded Compensation designed to comply with the requirements of Exchange Act Rule 10D-1 and the applicable Nasdaq listing standards. Under this policy, which applies to our named executive officers, in the event of certain accounting restatements, we will be required to recover erroneously awarded incentive compensation tied to a financial reporting measure (including measures related to share price and total shareholder return).

The amount of erroneously awarded compensation to be recovered will equal the excess of the amount actually received over the amount that would have been received had the financial statements been correct in the first instance. Where the financial reporting measure is related to share price or total shareholder return, the Compensation Committee will make a reasonable estimate of the effect of the accounting restatement upon the share price or total shareholder return and the amount of the compensation to be recovered. The Compensation Committee has discretion as to the method for recovering erroneously awarded compensation from the named executive officers in the event of an accounting restatement.

***Perquisites and Other Compensation and Benefits***

Perquisites or other personal benefits are not a significant component of our executive compensation program. Accordingly, we do not provide significant perquisites or other personal benefits to our executive officers, except as disclosed below with respect to Mr. Moat. Each of our named executive officers is eligible to participate in our 401(k) retirement savings plan and benefits. For more information, see the heading “*Components of our Executive Compensation Program.*”

***No Tax Reimbursement or “Gross-Ups”***

Our employment agreements with our named executive officers do not provide for reimbursement or “gross-up” payments to cover our named executive officers’ personal income taxes that may pertain to any of the compensation paid or provided by us. Notwithstanding the foregoing, the Company may from time to time make limited tax equalization or gross-up payments in connection with business-related travel or relocation, as disclosed in the Summary Compensation Table.

---

**Report of the Compensation Committee of the Board of Directors**

---

The Compensation Committee has reviewed and discussed the Compensation Discussion and Analysis required by Item 402(b) of Regulation S-K, which appears in this proxy statement, with our management. Based on this review and discussion, the Compensation Committee recommended to our Board of Directors that the Compensation Discussion and Analysis be included in this proxy statement and our Annual Report on Form 10-K for the year ended December 31, 2025.

Kimberly J. Popovits (Chair)

M. Cantey Boyd

Barry D. Quart

*The foregoing Report of the Compensation Committee of the Board of Directors does not constitute soliciting material and shall not be deemed filed with the SEC, and is not to be incorporated by reference in any filing under the Securities Act of 1933, as amended, or the Securities Exchange Act of 1934, as amended, whether made before or after the date hereof and irrespective of any general incorporation language in any such filing, except to the extent specifically incorporated by reference therein.*

**Executive Compensation Tables**

**Summary Compensation Table**

The following table sets forth information concerning the compensation of our named executive officers for the years ended December 31, 2025, December 31, 2024, and December 31, 2023, as applicable.

Name and Principal Position	Year	Base Salary (\$)	Share Awards (\$)(1)	Option Awards (\$)(1)	Non-Equity Incentive Plan Compensation (\$)(2)	All Other Compensation (\$)(3)(4)	Total (\$)
Sanj K. Patel	2025	943,129	3,798,021	4,743,446	1,284,065	14,000	10,782,661
<i>Chief Executive Officer and Chairman of the Board</i>	2024	899,371	1,559,040	3,806,722	730,739	13,800	7,009,672
	2023	864,780	739,381	2,984,605	695,663	13,200	5,297,629
John F. Paolini, M.D., Ph.D.	2025	585,092	1,084,019	1,356,609	530,935	14,000	3,570,655
<i>Executive Vice President and Chief Medical Officer</i>	2024	563,171	437,158	1,066,469	316,784	13,800	2,397,382
	2023	541,510	185,266	748,051	301,578	13,200	1,789,605
Eben Tessari	2025	586,460	1,084,019	1,356,609	533,278	5,865	3,566,231
<i>Executive Vice President and Chief Operating Officer</i>	2024	520,603	435,976	1,065,002	292,839	5,202	2,319,622
	2023	500,580	202,235	816,573	278,783	4,995	1,803,166
Ross Moat	2025	586,269	1,084,019	1,356,609	533,326	77,778	3,638,001
<i>Executive Vice President and Chief Commercial Officer</i>	2024	511,596 (5)	434,776	1,059,134	287,773	297,090	2,590,370
	2023 (6)	436,581	183,811	742,178	243,141	25,497	1,631,209
Mark Ragosa	2025	552,795 (7)	978,099	1,221,456	516,705	14,000	3,283,055
<i>Senior Vice President and Chief Financial Officer</i>	2024	503,666	397,504	972,585	283,312	13,800	2,170,867
	2023	479,682	199,640	807,091	267,144	13,200	1,766,757

- (1) Amounts reported reflect the aggregate grant date fair value of share options, PSOs, RSUs and PSUs granted to the named executive officers during 2025, 2024 and 2023, as applicable, computed in accordance with Financial Accounting Standards Board Accounting Standards Codification, or FASB ASC, Topic 718, excluding the effect of estimated forfeitures, rather than the amounts paid to or realized by the named executive officer. The grant date fair value of RSUs is determined by multiplying the number of RSUs awarded by the closing price of our Class A Shares on the date of grant. We provide information regarding the assumptions used to calculate the value of share options, PSOs, RSUs and PSUs in Note 11 to our consolidated financial statements included in our Annual Report on Form 10-K filed with the SEC on February 24, 2026. With respect to PSUs and PSOs, the values shown in the table reflect the grant date fair values based on the probable outcome of the performance goals associated with such awards. As of the date of grant, performance criteria underlying the PSUs and PSOs granted pursuant to the KPL-387 LTIP were deemed to be not probable of achievement and, therefore, reflect a grant date fair value of \$0. The grant date fair value of each award if all applicable performance goals associated with such awards were achieved at maximum levels is (a) for PSUs, \$3,452,743 for Mr. Patel, \$1,137,565 for Dr. Paolini, \$1,138,786 for Mr. Tessari, \$1,138,842 for Mr. Moat, and \$902,071 for Mr. Ragosa; and (b) for PSOs, \$353,912 for Mr. Patel, \$219,499 for Dr. Paolini, \$220,456 for Mr. Tessari, \$220,483 for Mr. Moat, and \$201,977 for Mr. Ragosa.

The amounts shown in the "Share Awards" column for 2024 have been revised from amounts previously reported in the Company's 2025 proxy statement to reflect a correction in the valuation methodology used to determine the grant date fair value of PSU awards granted in 2024. This correction resulted in a reduction in the reported grant date fair value of 2024 PSU awards for each named executive officer. The previously reported amounts (and the corresponding reduction) were as follows: Mr. Patel, \$1,679,160 (reduction of approximately \$120,120); Dr. Paolini, \$470,792 (reduction of approximately \$33,634); Mr. Tessari, \$469,520 (reduction of approximately \$33,544); Mr. Moat, \$468,219 (reduction of approximately \$33,443); and Mr. Ragosa, \$428,084 (reduction of approximately \$30,580). The 2024 amounts reported in the Summary Compensation Table above, and in the Pay Versus Performance table below, reflect the corrected values.

- (2) Amounts reported reflect annual bonuses earned by our named executive officers for the years ended December 31, 2025, December 31, 2024, and December 31, 2023, respectively. More information can be found in the "Annual Cash Incentive Compensation" section of the "Compensation Discussion & Analysis." Cash awards granted under the KPL-387 LTIP are not reported in this column because such awards are contingent upon the achievement of specified development and regulatory milestones that have not been achieved as of December 31, 2025, and no amounts have been earned thereunder during any covered fiscal year. The value of compensation earned under such cash awards, if any, will be reported in the "Non-Equity Incentive Plan Compensation" column for the fiscal year in which the applicable milestone is achieved and the amount becomes earned and payable. For more information on the approximate value of the cash awards at the date of grant, including the estimation methodology and assumptions used, see the "Estimated Future Payouts Under Non-Equity Incentive Plan Awards" columns in the see "2025 Grants of Plan-Based Awards Table" below.
- (3) Amounts reported reflect 401(k) matching contributions or, in the case of Mr. Moat's compensation for 2024 and 2023, the value of UK statutory pension plan contributions.
- (4) For Mr. Moat, such amounts reported reflect

## Executive Compensation Tables

- a. For 2025: (a) 401(k) employer contributions of \$14,000, (b) an aggregate amount related to aircraft flights for Mr. Moat and his family, paid to Mr. Moat in the amount of \$42,848 and (c) a tax gross-up payment of \$20,930 made in connection with such travel;
- b. For 2024: (a) UK statutory defined contribution pension and 401(k) employer contributions of \$10,408 in the aggregate, (b) a car allowance of \$8,945 paid while Mr. Moat's primary work location was in the UK, (c) a cash relocation allowance of \$116,176 paid in connection with Mr. Moat's move of his primary work location to the US, (d) a tax gross-up payment of \$100,617 paid in connection with such relocation allowance, (e) a \$38,565 vacation payout for accrued but unused vacation time at the time of Mr. Moat's move of his primary work location to the US, (f) an aggregate amount related to aircraft flights for Mr. Moat and his family, paid to Mr. Moat in the amount of \$21,853, following the change in Mr. Moat's primary work location to the US and (g) a tax gross-up payment of \$526 made in connection with such travel; and
- c. For 2023: (a) UK statutory defined contribution pension employer contributions of \$10,572 and (b) a car allowance of \$14,925.

Amounts paid in GBP are reflected in USD after applying the following average FX rates: 2024: £1:\$1.277925 and 2023: £1:\$1.243779. In addition, Mr. Moat's 2024 All Other Compensation has been updated from the amount previously reported in the Company's 2025 proxy statement to \$297,090 to include relocation-related costs described in this footnote (4), as previously reported in the Supplement to the Definitive Proxy Statement for our 2025 Annual Meeting, filed on May 9, 2025.

- (5) Reflects Mr. Moat's salary as approved by the Compensation Committee in connection with his relocation to the United States and entry into an employment agreement with a base salary denominated in USD in July 2024. The salary approved by the Compensation Committee in December 2023 was \$515,852, after applying a conversion from GBP to USD using the 2024 average FX rate (£1:\$1.277925).
- (6) Cash values reflect a conversion from GBP to USD using the 2023 average FX rate (£1:\$1.243779).
- (7) Effective July 1, 2025, Mr. Ragosa was promoted to Executive Vice President and, accordingly, received an increase in his base salary from \$538,923 to \$570,000.

Executive Compensation Tables

**2025 Grants of Plan-Based Awards Table**

The following table presents equity and non-equity incentive awards granted to each of the named executive officers during 2025:

Name	Grant Date	Estimated Future Payouts under Non-Equity Incentive Plan Awards <sup>(1)</sup>			Estimated Future Payouts Under Equity Incentive Plan Awards <sup>(2)</sup>			All Other Share Awards Number of Shares Underlying RSUs (#) <sup>(3)</sup>	All Other Option Awards Number of Shares Underlying Share Options (#)	Exercise Price of Share Options (\$) <sup>(4)</sup>	Grant Date Fair Value of Share and Option Awards (\$) <sup>(5)</sup>
		Threshold (\$)	Target (\$)	Maximum (\$)	Threshold (#)	Target (#)	Maximum (#)				
Sanj K. Patel	N/A	—	708,254	—	—	—	—	—	—	—	—
	5/1/2025	177,861	355,722	355,722	—	—	—	—	—	—	—
	4/1/2025	—	—	—	—	—	—	—	137,638	21.77	1,878,082
	9/1/2025	—	—	—	—	—	—	—	137,638	33.49	2,861,673
	5/1/2025	—	—	—	13,119	26,238	26,238	—	—	27.74	—
	4/1/2025	—	—	—	—	—	—	34,435	—	—	749,650
	9/1/2025	—	—	—	—	—	—	34,435	—	—	1,153,228
John F. Paolini, M.D., Ph.D.	4/1/2025	—	—	—	34,435	68,869	137,738	—	—	—	1,895,143
	5/1/2025	—	—	—	8,187	16,373	16,373	—	—	—	—
	N/A	—	292,849	—	—	—	—	—	—	—	—
	5/1/2025	110,313	220,625	220,625	—	—	—	—	—	—	—
	4/1/2025	—	—	—	—	—	—	—	39,364	21.77	538,181
	9/1/2025	—	—	—	—	—	—	—	39,364	33.49	818,429
	5/1/2025	—	—	—	8,137	16,273	16,273	—	—	27.74	—
Eben Tessari	4/1/2025	—	—	—	—	—	—	9,828	—	—	213,956
	9/1/2025	—	—	—	—	—	—	9,828	—	—	329,140
	4/1/2025	—	—	—	9,829	19,657	39,314	—	—	—	540,924
	5/1/2025	—	—	—	5,078	10,155	10,155	—	—	—	—
	N/A	—	294,141	—	—	—	—	—	—	—	—
	5/1/2025	110,800	221,599	221,599	—	—	—	—	—	—	—
	4/1/2025	—	—	—	—	—	—	—	39,364	21.77	538,181
Ross Moat	9/1/2025	—	—	—	—	—	—	—	39,364	33.49	818,429
	5/1/2025	—	—	—	8,172	16,344	16,344	—	—	27.74	—
	4/1/2025	—	—	—	—	—	—	9,828	—	—	213,956
	9/1/2025	—	—	—	—	—	—	9,828	—	—	329,140
	4/1/2025	—	—	—	9,829	19,657	39,314	—	—	—	540,924
	5/1/2025	—	—	—	5,100	10,199	10,199	—	—	—	—
	N/A	—	294,168	—	—	—	—	—	—	—	—
Mark Ragosa	5/1/2025	110,810	221,619	221,619	—	—	—	—	—	—	—
	4/1/2025	—	—	—	—	—	—	—	39,364	21.77	538,181
	9/1/2025	—	—	—	—	—	—	—	39,364	33.49	818,429
	5/1/2025	—	—	—	8,173	16,346	16,346	—	—	27.74	—
	4/1/2025	—	—	—	—	—	—	9,828	—	—	213,956
	9/1/2025	—	—	—	—	—	—	9,828	—	—	329,140
	4/1/2025	—	—	—	9,829	19,657	39,314	—	—	—	540,924
Mark Ragosa	5/1/2025	—	—	—	5,101	10,201	10,201	—	—	—	—
	N/A	—	285,000	—	—	—	—	—	—	—	—
	5/1/2025	101,503	203,006	203,006	—	—	—	—	—	—	—
	4/1/2025	—	—	—	—	—	—	—	29,480	21.77	403,048
	9/1/2025	—	—	—	—	—	—	—	39,363	33.49	818,408
	5/1/2025	—	—	—	7,487	14,974	14,974	—	—	27.74	—
	4/1/2025	—	—	—	—	—	—	7,382	—	—	160,706
9/1/2025	—	—	—	—	—	—	12,275	—	—	411,090	
4/1/2025	—	—	—	7,383	14,765	29,530	—	—	—	406,303	
5/1/2025	—	—	—	4,672	9,344	9,344	—	—	—	—	

- (1) Consists of (a) target annual bonus payments for 2025. Actual cash incentive award payments determined for 2025 performance are reported in the "Non-Equity Incentive Plan Compensation" column set forth in the Summary Compensation Table above and (b) target payouts of cash awards granted pursuant to the KPL-387 LTIP. The "target" payouts reflect the amount that would have been due had the Compensation Committee assessed the Company's performance against its corporate goals at 100%. The Company does not maintain threshold or maximum levels amounts for target annual cash incentive compensation. Pursuant to the terms of the KPL-387 LTIP, the target award value for each KPL-387 LTIP Milestone is designed such that the value to be received by our NEOs upon achievement of each KPL-387 LTIP Milestone on its respective target date is equivalent to half the participant's then-current salary, divided equally between cash awards, PSUs and PSOs. The "target" payouts of cash awards under the KPL-387 LTIP reflects our good faith estimate of such payouts, based on the estimated salary of the individual on the target achievement date of the applicable KPL-387 LTIP Milestone, assuming a fixed annual salary increase following the effective date of the KPL-387 LTIP. Because cash awards are measured based on actual base salary at the time of achievement, actual payouts may differ from the target estimates shown.
- (2) Consists of the threshold, target and maximum amounts that could vest pursuant to PSU and PSO awards granted to the named executive officers in 2025 under our long-term equity incentive program and the KPL-387 LTIP. As described in more detail under "Compensation Discussion and Analysis—Components of our Executive Compensation Program—Equity Incentive Awards" above, PSUs granted in 2025 as part of our annual equity incentive compensation are earned based upon the achievement of certain specified ARCALYST revenue targets and the Company's TSR relative to the performance of the

Executive Compensation Tables

members of the NBI over a three-year performance period, in each case, generally subject to continued service. PSUs and PSOs granted pursuant to the KPL-387 LTIP are earned based upon the achievement of the KPL-387 LTIP Milestones.

- (3) Consists of RSUs awarded to each named executive officer in 2025. Additional information about these RSUs is provided under "Compensation Discussion and Analysis—Components of our Executive Compensation Program—Equity Incentive Awards."
- (4) Consists of share options awarded to each named executive officer in 2025. Additional information about these options is provided under "Compensation Discussion and Analysis—Components of our Executive Compensation Program—Equity Incentive Awards."
- (5) Amounts reported reflect the grant date fair value of share options, RSUs, PSUs and PSOs computed in accordance with Financial Accounting Standards Board Accounting Standards Codification, or FASB ASC, Topic 718, excluding the effect of estimated forfeitures, rather than the amounts paid to or realized by the named executive officer. The grant date fair value of RSU awards is determined by multiplying the number of RSUs by the closing price of the Company's Class A Shares on the date of grant. As of the date of grant, performance criteria underlying the PSUs and PSOs granted pursuant to the KPL-387 LTIP were deemed to be not probable of achievement and, therefore, reflect a grant date fair value of \$0. We provide information regarding the assumptions used to calculate the value of share options, PSOs, RSUs and PSUs in Note 11 to our consolidated financial statements included in our Annual Report on Form 10-K filed with the SEC on February 24, 2026. See footnote 1 to the Summary Compensation Table for more information.

**Outstanding Equity Awards at 2025 Fiscal Year End Table**

The following table summarizes the number of Class A Shares underlying outstanding long-term equity incentive plan awards for each named executive officer as of December 31, 2025:

Name	Vesting Start Date	Option Awards <sup>(1)</sup>				Share Awards <sup>(1)</sup>			Market or payout value of unearned shares or units of stock that have not vested <sup>(5)</sup>	Vesting Terms	
		Number of Securities underlying unexercised options (#) exercisable	Number of Securities underlying unexercised options (#) unexercisable	Number of Securities underlying unexercised unearned options (#) unexercisable	Option exercise price (\$)	Option expiration date	Number of shares or units of stock that have not vested <sup>(2)</sup>	Market value of shares or units of stock that have not vested <sup>(3)</sup>			Number of Unearned shares or units of stock that have not vested <sup>(4)</sup>
Sanj K. Patel	03/01/2018	439,182	—	—	10.36	02/29/2028	—	—	—	(5)	
	09/20/2018	125,000	—	—	30.93	09/19/2028	—	—	—	(5)	
	03/04/2019	187,000	—	—	17.92	03/03/2029	—	—	—	(5)	
	09/17/2019	190,000	—	—	8.83	09/16/2029	—	—	—	(5)	
	03/13/2020	180,000	—	—	15.52	03/12/2030	—	—	—	(5)	
	09/10/2020	180,000	—	—	15.50	09/09/2030	—	—	—	(5)	
	03/16/2021	157,658	—	—	22.89	03/15/2031	—	—	—	(5)	
	09/02/2021	157,658	—	—	12.97	09/01/2031	—	—	—	(5)	
	04/07/2022	219,813	19,982	—	11.10	04/06/2032	—	—	—	(6)	
	09/01/2022	194,835	44,960	—	11.97	08/31/2032	—	—	—	(6)	
	04/01/2023	103,668	51,832	—	10.76	03/31/2033	—	—	—	(6)	
	09/01/2023	87,470	68,030	—	17.76	08/31/2033	—	—	—	(6)	
	04/01/2024	54,064	75,686	—	18.06	03/31/2034	—	—	—	(6)	
	09/01/2024	40,548	89,202	—	26.74	08/31/2034	—	—	—	(6)	
	04/01/2025	—	137,638	—	21.77	03/31/2035	—	—	—	(6)	
	09/01/2025	—	137,638	—	33.49	08/31/2035	—	—	—	(6)	
	05/01/2025	—	—	12,910 <sup>(7)</sup>	27.74	04/30/2035	—	—	—	(8)	
	05/01/2025	—	—	13,328 <sup>(7)</sup>	27.74	04/30/2035	—	—	—	(9)	
	04/07/2022	—	—	—	—	—	9,991	412,129	—	—	(10)
	09/01/2022	—	—	—	—	—	9,991	412,129	—	—	(10)
	04/01/2023	—	—	—	—	—	12,962	534,683	—	—	(10)
	09/01/2023	—	—	—	—	—	12,962	534,683	—	—	(10)
	04/01/2024	—	—	—	—	—	18,712	771,870	—	—	(10)
	09/01/2024	—	—	—	—	—	18,712	771,870	—	—	(10)
	04/01/2025	—	—	—	—	—	34,435	1,420,444	—	—	(10)
	09/01/2025	—	—	—	—	—	34,435	1,420,444	—	—	(10)
	01/01/2024	—	—	—	—	—	—	—	20,000	825,000	(11)
01/01/2025	—	—	—	—	—	—	—	68,869	2,840,846	(11)	
05/01/2025	—	—	—	—	—	—	—	7,987 <sup>(12)</sup>	329,464	(8)	
05/01/2025	—	—	—	—	—	—	—	8,386 <sup>(12)</sup>	345,923	(9)	

Executive Compensation Tables

Name	Vesting Start Date	Option Awards <sup>(1)</sup>				Share Awards <sup>(1)</sup>			Market or payout value of unearned shares or units of stock that have not vested (\$) <sup>(3)</sup>	Vesting Terms	
		Number of Securities underlying unexercised options (#) exercisable	Number of Securities underlying unexercised options (#) unexercisable	Number of Securities underlying unexercised unearned options (#) unexercisable	Option exercise price (\$)	Option expiration date	Number of shares or units of stock that have not vested (#) <sup>(2)</sup>	Market value of shares or units of stock that have not vested (\$) <sup>(3)</sup>			Number of Unearned shares or units of stock that have not vested (#) <sup>(4)</sup>
John F. Paolini, M.D., Ph.D.	03/01/2018	128,094	—	—	10.36	02/29/2028	—	—	—	(5)	
	09/20/2018	45,000	—	—	30.93	09/19/2028	—	—	—	(5)	
	03/04/2019	51,000	—	—	17.92	03/03/2029	—	—	—	(5)	
	03/13/2020	50,000	—	—	15.52	03/12/2030	—	—	—	(5)	
	09/10/2020	50,000	—	—	15.50	09/09/2030	—	—	—	(5)	
	03/16/2021	41,400	—	—	22.89	03/15/2031	—	—	—	(5)	
	09/02/2021	41,400	—	—	12.97	09/01/2031	—	—	—	(5)	
	04/07/2022	54,936	4,994	—	11.10	04/06/2032	—	—	—	(6)	
	09/01/2022	48,694	11,236	—	11.97	08/31/2032	—	—	—	(6)	
	04/01/2023	25,983	12,991	—	10.76	03/31/2033	—	—	—	(6)	
	09/01/2023	21,924	17,050	—	17.76	08/31/2033	—	—	—	(6)	
	04/01/2024	15,147	21,203	—	18.06	03/31/2034	—	—	—	(6)	
	09/01/2024	11,360	24,990	—	26.74	08/31/2034	—	—	—	(6)	
	04/01/2025	—	39,364	—	21.77	03/31/2035	—	—	—	(6)	
	09/01/2025	—	39,364	—	33.49	08/31/2035	—	—	—	(6)	
	05/01/2025	—	—	8,007 <sup>(7)</sup>	27.74	04/30/2035	—	—	—	(8)	
	04/07/2022	—	—	8,266 <sup>(7)</sup>	27.74	04/30/2035	—	—	—	(9)	
	09/01/2022	—	—	—	—	—	2,497	103,001	—	(10)	
	04/01/2023	—	—	—	—	—	2,497	103,001	—	(10)	
	09/01/2023	—	—	—	—	—	3,248	133,980	—	(10)	
	04/01/2024	—	—	—	—	—	3,248	133,980	—	(10)	
	09/01/2024	—	—	—	—	—	5,250	216,563	—	(10)	
	04/01/2025	—	—	—	—	—	5,250	216,563	—	(10)	
	09/01/2025	—	—	—	—	—	9,828	405,405	—	(10)	
	01/01/2024	—	—	—	—	—	9,828	405,405	—	(10)	
	01/01/2025	—	—	—	—	—	—	—	5,600	231,000	(11)
	05/01/2025	—	—	—	—	—	—	—	19,657	810,851	(11)
05/01/2025	—	—	—	—	—	—	—	4,954 <sup>(12)</sup>	204,353	(8)	
05/01/2025	—	—	—	—	—	—	—	5,201 <sup>(12)</sup>	214,541	(9)	
Eben Tessari	06/29/2017	49	—	—	3.80	6/28/2027	—	—	—	(5)	
	09/20/2018	45,000	—	—	30.93	9/19/2028	—	—	—	(5)	
	09/10/2020	6,249	—	—	15.50	9/9/2030	—	—	—	(5)	
	03/16/2021	46,938	—	—	22.89	3/15/2031	—	—	—	(5)	
	09/02/2021	16,694	—	—	12.97	9/1/2031	—	—	—	(5)	
	04/07/2022	27,259	5,451	—	11.10	4/6/2032	—	—	—	(6)	
	09/01/2022	27,258	12,266	—	11.97	8/31/2032	—	—	—	(6)	
	04/01/2023	17,727	14,181	—	10.76	3/31/2033	—	—	—	(6)	
	09/01/2023	23,932	18,612	—	17.76	8/31/2033	—	—	—	(6)	
	04/01/2024	15,126	21,174	—	18.06	3/31/2034	—	—	—	(6)	
	09/01/2024	11,344	24,956	—	26.74	8/31/2034	—	—	—	(6)	
	04/01/2025	—	39,364	—	21.77	3/31/2035	—	—	—	(6)	
	09/01/2025	—	39,364	—	33.49	8/31/2035	—	—	—	(6)	
	05/01/2025	—	—	8,042 <sup>(7)</sup>	27.74	4/30/2035	—	—	—	(8)	
	05/01/2025	—	—	8,302 <sup>(7)</sup>	27.74	4/30/2035	—	—	—	(9)	
	04/07/2022	—	—	—	—	—	2,726	112,448	—	(10)	
	09/01/2022	—	—	—	—	—	2,726	112,448	—	(10)	
	04/01/2023	—	—	—	—	—	3,545	146,231	—	(10)	
	09/01/2023	—	—	—	—	—	3,545	146,231	—	(10)	
	04/01/2024	—	—	—	—	—	5,235	215,944	—	(10)	
	09/01/2024	—	—	—	—	—	5,235	215,944	—	(10)	
	04/01/2025	—	—	—	—	—	9,828	405,405	—	(10)	
	09/01/2025	—	—	—	—	—	9,828	405,405	—	(10)	
	01/01/2024	—	—	—	—	—	—	—	5,585	230,381	(11)
	01/01/2025	—	—	—	—	—	—	—	19,657	810,851	(11)
	05/01/2025	—	—	—	—	—	—	—	4,975 <sup>(12)</sup>	205,219	(8)
	05/01/2025	—	—	—	—	—	—	—	5,224 <sup>(12)</sup>	215,490	(9)

Executive Compensation Tables

Name	Vesting Start Date	Option Awards <sup>(1)</sup>				Share Awards <sup>(1)</sup>			Market or payout value of unearned shares or units of stock that have not vested (\$) <sup>(3)</sup>	Vesting Terms	
		Number of Securities underlying unexercised options (#) exercisable	Number of Securities underlying unexercised options (#) unexercisable	Number of Securities underlying unexercised unearned options (#) unexercisable	Option exercise price (\$)	Option expiration date	Number of shares or units of stock that have not vested (#) <sup>(2)</sup>	Market value of shares or units of stock that have not vested (\$) <sup>(3)</sup>			Number of Unearned shares or units of stock that have not vested (#) <sup>(4)</sup>
Ross Moat	03/16/2021	7,954	—	—	22.89	03/15/2031	—	—	—	(5)	
	09/02/2021	1,658	—	—	12.97	09/01/2031	—	—	—	(5)	
	04/07/2022	16,105	4,954	—	11.10	04/06/2032	—	—	—	(6)	
	09/01/2022	16,104	11,148	—	11.97	08/31/2032	—	—	—	(6)	
	04/01/2023	10,472	12,889	—	10.76	03/31/2033	—	—	—	(6)	
	09/01/2023	10,473	16,916	—	17.76	08/31/2033	—	—	—	(6)	
	04/01/2024	15,042	21,058	—	18.06	03/31/2034	—	—	—	(6)	
	09/01/2024	11,282	24,818	—	26.74	08/31/2034	—	—	—	(6)	
	04/01/2025	—	39,364	—	21.77	03/31/2035	—	—	—	(6)	
	09/01/2025	—	39,364	—	33.49	08/31/2035	—	—	—	(6)	
	05/01/2025	—	—	8,043 <sup>(7)</sup>	27.74	04/30/2035	—	—	—	(8)	
	05/01/2025	—	—	8,303 <sup>(7)</sup>	27.74	04/30/2035	—	—	—	(9)	
	04/07/2022	—	—	—	—	—	2,477	102,176	—	—	(10)
	09/01/2022	—	—	—	—	—	2,477	102,176	—	—	(10)
	04/01/2023	—	—	—	—	—	3,222	132,908	—	—	(10)
	09/01/2023	—	—	—	—	—	3,222	132,908	—	—	(10)
	04/01/2024	—	—	—	—	—	5,221	215,366	—	—	(10)
	09/01/2024	—	—	—	—	—	5,221	215,366	—	—	(10)
	04/01/2025	—	—	—	—	—	9,828	405,405	—	—	(10)
	09/01/2025	—	—	—	—	—	9,828	405,405	—	—	(10)
01/01/2024	—	—	—	—	—	—	—	5,569	229,721	(11)	
01/01/2025	—	—	—	—	—	—	—	19,657	810,851	(11)	
05/01/2025	—	—	—	—	—	—	—	4,976 <sup>(12)</sup>	205,260	(8)	
05/01/2025	—	—	—	—	—	—	—	5,225 <sup>(12)</sup>	215,531	(9)	
Mark Ragosa	03/16/2021	2,036	—	—	22.89	03/15/2031	—	—	—	(5)	
	04/26/2021	2,471	—	—	16.90	04/25/2031	—	—	—	(5)	
	09/02/2021	8,374	—	—	12.97	09/01/2031	—	—	—	(5)	
	04/07/2022	—	5,388	—	11.10	04/06/2032	—	—	—	(6)	
	09/01/2022	—	12,123	—	11.97	08/31/2032	—	—	—	(6)	
	04/01/2023	—	14,016	—	10.76	03/31/2033	—	—	—	(6)	
	09/01/2023	10,513	18,396	—	17.76	08/31/2033	—	—	—	(6)	
	04/01/2024	13,813	19,337	—	18.06	03/31/2034	—	—	—	(6)	
	09/01/2024	10,360	22,790	—	26.74	08/31/2034	—	—	—	(6)	
	04/01/2025	—	29,480	—	21.77	03/31/2035	—	—	—	(6)	
	09/01/2025	—	39,363	—	33.49	08/31/2035	—	—	—	(6)	
	05/01/2025	—	—	7,368 <sup>(7)</sup>	27.74	04/30/2035	—	—	—	(8)	
	05/01/2025	—	—	7,606 <sup>(7)</sup>	27.74	04/30/2035	—	—	—	(9)	
	04/07/2022	—	—	—	—	—	2,694	111,128	—	—	(10)
	09/01/2022	—	—	—	—	—	2,694	111,128	—	—	(10)
	04/01/2023	—	—	—	—	—	3,500	144,375	—	—	(10)
	09/01/2023	—	—	—	—	—	3,500	144,375	—	—	(10)
	04/01/2024	—	—	—	—	—	4,773	196,886	—	—	(10)
	09/01/2024	—	—	—	—	—	4,773	196,886	—	—	(10)
	04/01/2025	—	—	—	—	—	7,382	304,508	—	—	(10)
09/01/2025	—	—	—	—	—	12,275	506,344	—	—	(10)	
01/01/2024	—	—	—	—	—	—	—	5,092	210,045	(11)	
01/01/2025	—	—	—	—	—	—	—	14,765	609,056	(11)	
05/01/2025	—	—	—	—	—	—	—	4,558 <sup>(12)</sup>	188,018	(8)	
05/01/2025	—	—	—	—	—	—	—	4,786 <sup>(12)</sup>	197,423	(9)	

(1) Time-based equity awards (share options and RSUs) are subject to accelerated vesting upon certain events pursuant to the terms of the named executive officers' employment agreements, as described below under "Employment Agreements and Potential Payments upon Termination or Change in Control." In addition, pursuant to the equity award agreements governing the awards reflected in this table, in the event of a change in control (as defined in the applicable equity award agreement), each named executive officer will become immediately vested in any outstanding time-based equity awards to the extent that such equity awards are not assumed or substituted in such transaction. If the time-based equity awards are assumed or substituted in connection with a change in control, each named executive officer will become vested in such equity awards in the event his employment is terminated by the surviving entity without cause (as defined in the applicable equity award agreement) within 12 months following a change in control. Upon a change in control, pursuant to the award agreements evidencing the PSUs, the PSUs will vest based on the extent to which the performance criteria have been achieved as of the change in control. PSUs granted pursuant to annual equity incentive compensation awards are eligible to remain outstanding and to vest based on actual performance following a termination by the Company without cause or by the executive for good reason, prorated based on days employed during the performance period. Upon a change in control, if a named executive officer's awards are assumed or substituted for by the successor entity and the named executive officer is terminated without cause or resigns for good reason on or within 12 months of the change in control, awards related to any then-achievable -KPL-387 LTIP Milestones will be earned based on the applicable earnout percentage as of the date of termination. If KPL-387 LTIP awards are not assumed or substituted in the change in control transaction, such awards will be earned based on the applicable earnout percentage as of the date of the change in control, without a requirement for termination of employment. In addition, pursuant to the KPL-387 LTIP, if a named executive officer is terminated without cause or resigns for good reason (if applicable) and, within 60 days of the date of termination, the BLA Acceptance Date occurs, the named executive officer will be deemed employed on such date for purposes of the BLA Filing Milestone Awards.

## Executive Compensation Tables

- (2) Reflects awards of RSUs. Additional information about these RSUs is provided under “Compensation Discussion and Analysis—Components of our Executive Compensation Program—Equity Incentive Awards” and footnote 1 to the Summary Compensation Table for more information.
- (3) Amounts reported in this column are calculated on a per share price of \$41.25, the closing per share price of our Class A Shares on December 31, 2025.
- (4) Reflects awards of PSUs, assuming an earned and vested payout at target level of performance. See the “2025 Grants of Plan-Based Awards Table” for more information on the range of potential payouts for our PSUs and footnote 1 to the Summary Compensation Table for more information.
- (5) Reflects an award of share options that is fully vested and exercisable as of December 31, 2025. In each case, the exercise price is equal to the closing price per share of our Class A Shares on the grant date.
- (6) The share options vest over a four-year period, with 25% of the share options vesting on the first anniversary of the vesting start date and the remainder vesting in 36 equal monthly installments thereafter, generally subject to continued service to Kiniksa.
- (7) Reflects an award of PSOs made pursuant to the KPL-387 LTIP, assuming an earned and vested payout at target level of performance.
- (8) The awards will vest and become exercisable on the achievement of KPL-387 Milestone 1, with an earnout percentage of 100%, 75%, 50% or 0% applied based on the date of achievement.
- (9) The awards will vest and become exercisable on the achievement of KPL-387 Milestone 2, with an earnout percentage of 100%, 75%, 50% or 0% applied based on the date of achievement.
- (10) The RSUs vest over a four-year period, with 25% of the RSUs vesting on each anniversary of the vesting start date, generally subject to continued service to Kiniksa.
- (11) The PSUs are subject to a three-year performance period beginning on the vesting start date. After such period, the Compensation Committee shall certify the number of Class A Shares that have been earned and will vest no later than 30 days following the end of the performance period.
- (12) Reflects an award of PSUs made pursuant to the KPL-387 LTIP, assuming an earned and vested payout at target level of performance.

### **Narrative Disclosure to Summary Compensation Table and 2025 Grants of Plan-Based Awards Table**

---

Each of our named executive officers is party to an employment agreement with our wholly-owned US subsidiary, Kiniksa Pharmaceuticals Corp. Each such employment agreement provides for specified annual base salary, subject to increase from time to time by the Compensation Committee, and provides for the opportunity to earn an annual cash bonus at a specified target bonus opportunity, with annual bonus paid to be determined by the Compensation Committee based on achievement of corporate and individual performance targets. For more information, see “Employment Agreements and Potential Payments upon Termination or Change in Control” below.

Each of our named executive officers received grants of share options, RSUs, PSUs and PSOs during 2025 under the 2018 Plan, the terms of which are described under the 2025 Grants of Plan-Based Awards Table above.

## Executive Compensation Tables

**2025 Options Exercised and Shares Vested Table**

The following table sets forth certain information regarding option exercises and RSU vesting during the year ended December 31, 2025 with respect to each of our named executive officers:

Name	Option Awards		Share Awards	
	Number of Shares Acquired on Exercise (#)	Value Realized on Exercise (\$) <sup>(1)</sup>	Number of Shares Acquired on Vesting (#) <sup>(2)</sup>	Value Realized on Vesting (\$) <sup>(3)</sup>
Sanj K. Patel	357,555	11,595,114	58,560	\$ 1,613,832
John F. Paolini, M.D., Ph.D.	112,067	3,368,441	15,194	\$ 418,900
Eben Tessari	445,432	9,380,542	16,418	\$ 452,769
Ross Moat	124,985	1,627,879	13,646	\$ 374,968
Mark Ragosa	261,083	3,508,698	15,795	\$ 434,198

- (1) The value realized on exercise was calculated as a product of the number of share options exercised multiplied by the applicable sales price of our Class A Shares on the date of exercise, less the share option exercise price. The value listed represents the aggregate value of all share options that were exercised by such named executive officer in 2025.
- (2) Reflects the total number of Class A Shares issued pursuant to vesting RSUs. Because the Company "net settles" RSUs, it withholds a specified number of Class A Shares with a value equivalent to income taxes withheld by the Company in relation to the transaction. The actual number of Class A Shares received by the named executive officer, therefore, is less than what is reflected in this column.
- (3) The value realized on vesting was calculated as a product of the per share closing price of our Class A Shares (or most recent per share closing price in the event that vesting occurs on a non-trading day) on the date of vest, multiplied by the number of shares vested. The value listed represents the aggregate value of all shares underlying RSUs that vested for such named executive officer in 2025.

**Pension Benefits and Nonqualified Deferred Compensation**

None of our named executive officers received benefits from a defined benefit pension plan or from a nonqualified deferred compensation plan during the year ended on December 31, 2025 or prior years.

**Employment Agreements and Potential Payments upon Termination or Change in Control**

Each of our named executive officers is party to an employment agreement with our wholly-owned US subsidiary, Kiniksa Pharmaceuticals Corp. Certain key terms of these agreements are described below. Effective January 1, 2025, each of the named executive officers (other than Mr. Patel) entered into new employment agreements with Kiniksa Pharmaceuticals Corp. The following are summaries of the employment agreements applicable to each named executive officer in the year ended December 31, 2025. The terms "cause," "good reason" and "change in control" referred to below are defined in the applicable named executive officer's employment agreement. Under the terms of the non-CEO named executive officers' employment agreements, "good reason" is generally defined as (a) a material reduction in the named executive officer's base salary and/or target bonus without prior written consent (unless in connection with reductions of similar magnitude impacting a majority of the Company's office-based employees at a similar job level) or (b) the relocation of the named executive officer's primary office to a location more than 50 miles from the named executive officer's primary office as of the date of the agreement.

**Sanj K. Patel**

Under the terms of his employment agreement, if Mr. Patel's employment with us is terminated as a result of his death or disability, by Kiniksa without cause, or by Mr. Patel for good reason, whether or not in connection with a change in control, he will be entitled to receive (a) a lump sum payment equal to (i) 200% of the sum of his annual base salary and target bonus for the year of termination plus (ii) \$25,000, (b) a prorated portion of

Executive Compensation Tables

his target bonus for the year of termination and (c) any earned, but unpaid, annual bonus for the year prior to the year of termination. If such termination of employment occurs other than during the 12-month period following a change in control, Mr. Patel will be entitled to accelerated vesting of all of his then-unvested time-vesting equity awards that would have, absent termination, become vested within 18 months following such termination of employment. If such termination of employment occurs during the 12-month period following a change in control, Mr. Patel will be entitled to full accelerated vesting of all of his then-unvested time-vesting equity awards. Mr. Patel's right to receive these severance payments and benefits is subject to his execution and non-revocation of a release of claims for the benefit of Kiniksa and his compliance with certain confidentiality obligations and restrictive covenants. Performance-based equity awards, such as Mr. Patel's outstanding PSUs, are not entitled to acceleration under the terms of Mr. Patel's employment agreement and are instead subject to the vesting terms set forth in the applicable award agreement.

***John F. Paolini, M.D.***

Under the terms of his employment agreement, if Dr. Paolini's employment with us is terminated as a result of his death or disability, by Kiniksa without cause or by Dr. Paolini for good reason, he will be entitled to receive (a) a lump sum payment equal to nine months of his annual base salary (or, if the termination occurs within 12 months following a change in control, 12 months of his annual base salary), (b) a prorated portion (or, if the termination occurs within 12 months following a change in control, 100%) of his target bonus for the year of termination, (c) any earned, but unpaid, annual bonus for the year prior to the year of termination, (d) accelerated vesting of all of his then-unvested time-vesting equity that would have, absent termination, become vested within 12 months following termination (or, if the termination occurs during the 12 months following a change in control, full accelerated vesting of all of his then-unvested time-vesting equity) and (e) Company-paid continuation of health insurance coverage under COBRA for the duration of the severance period. Dr. Paolini's right to receive these severance payments and benefits is subject to his execution and non-revocation of a release of claims for the benefit of Kiniksa and his compliance with certain confidentiality obligations and restrictive covenants. Performance-based equity awards, such as Dr. Paolini's outstanding PSUs, are not entitled to acceleration under the terms of Dr. Paolini's employment agreement and are instead subject to the vesting terms set forth in the applicable award agreement.

***Eben Tessari***

Under the terms of his employment agreement, if Mr. Tessari's employment with us is terminated as a result of his death or disability, by Kiniksa without cause or by Mr. Tessari for good reason, he will be entitled to receive (a) a lump sum payment equal to nine months of his annual base salary (or, if the termination occurs within 12 months following a change in control, 12 months of his annual base salary), (b) a prorated portion (or, if the termination occurs within 12 months following a change in control, 100%) of his target bonus for the year of termination, (c) any earned, but unpaid, annual bonus for the year prior to the year of termination, (d) accelerated vesting of all of his then-unvested time-vesting equity that would have, absent termination, become vested within 12 months following termination (or, if the termination occurs during the 12 months following a change in control, full accelerated vesting of all of his then-unvested time-vesting equity) and (e) Company-paid continuation of health insurance coverage under COBRA for the duration of the severance period. Mr. Tessari's right to receive these severance payments and benefits is subject to his execution and non-revocation of a release of claims for the benefit of Kiniksa and his compliance with certain confidentiality obligations and restrictive covenants. Performance-based equity awards, such as Mr. Tessari's outstanding PSUs, are not entitled to acceleration under the terms of Mr. Tessari's employment agreement and are instead subject to the vesting terms set forth in the applicable award agreement.

***Ross Moat***

Under the terms of his employment agreement, if Mr. Moat's employment with us is terminated as a result of his death or disability, by Kiniksa without cause or by Mr. Moat for good reason, he will be entitled to receive (a) a lump sum payment equal to nine months of his annual base salary (or, if the termination occurs within 12 months following a change in control, 12 months of his annual base salary), (b) a prorated portion (or, if

Executive Compensation Tables

the termination occurs within 12 months following a change in control, 100%) of his target bonus for the year of termination, (c) any earned, but unpaid, annual bonus for the year prior to the year of termination, (d) accelerated vesting of all of his then-unvested time-vesting equity that would have, absent termination, become vested within 12 months following termination (or, if the termination occurs during the 12 months following a change in control, full accelerated vesting of all of his then-unvested time-vesting equity) and (e) Company-paid continuation of health insurance coverage under COBRA for the duration of the severance period. Mr. Moat's right to receive these severance payments and benefits is subject to his execution and non-revocation of a release of claims for the benefit of Kiniksa and his compliance with certain confidentiality obligations and restrictive covenants. Performance-based equity awards, such as Mr. Moat's outstanding PSUs, are not entitled to acceleration under the terms of Mr. Moat's employment agreement and are instead subject to the vesting terms set forth in the applicable award agreement.

**Mark Ragosa**

Under the terms of his employment agreement, if Mr. Ragosa's employment with us is terminated as a result of his death or disability, by Kiniksa without cause or by Mr. Ragosa for good reason, he will be entitled to receive (a) a lump sum payment equal to nine months of his annual base salary (or, if the termination occurs within 12 months following a change in control, 12 months of his annual base salary), (b) a prorated portion (or, if the termination occurs within 12 months following a change in control, 100%) of his target bonus for the year of termination, (c) any earned, but unpaid, annual bonus for the year prior to the year of termination, (d) accelerated vesting of all of his then-unvested time-vesting equity that would have, absent termination, become vested within 12 months following termination (or, if the termination occurs during the 12 months following a change in control, full accelerated vesting of all of his then-unvested time-vesting equity) and (e) Company-paid continuation of health insurance coverage under COBRA for the duration of the severance period. Mr. Ragosa's right to receive these severance payments and benefits is subject to his execution and non-revocation of a release of claims for the benefit of Kiniksa and his compliance with certain confidentiality obligations and restrictive covenants. Performance-based equity awards, such as Mr. Ragosa's outstanding PSUs, are not entitled to acceleration under the terms of Mr. Ragosa's employment agreement and are instead subject to the vesting terms set forth in the applicable award agreement.

**Section 280G of the Internal Revenue Code**

Each of the employment agreements with our named executive officers provides that, if any payment or benefit the named executive officer is to receive would constitute a "parachute payment" within the meaning of Section 280G of the Code and be subject to the excise tax imposed by Section 4999 of the Code ("**Excise Tax**"), then any payment provided pursuant to the employment agreement is to be reduced to either (x) the largest portion of the payment that would result in no portion of the payment (after reduction) being subject to Excise Tax or (y) the largest portion, up to and including the total, of the payment, whichever amount (i.e., the amount determined by clause (x) or by clause (y)), after taking into account all applicable federal, state and local employment taxes, income taxes, and Excise Tax, that would result in the named executive officer's receipt, on an after-tax basis, of the greater economic benefit notwithstanding that all or some portion of the payment may be subject to Excise Tax.

**Equity Awards; Change in Control**

---

In the event of a change in control, each named executive officer will become immediately vested in each outstanding time-vesting equity award granted to him that is not assumed or substituted for in the change in control transaction.

In the event of a change in control, pursuant to the award agreements evidencing PSUs granted pursuant to our annual equity awards, the PSUs held by the named executive officers granted pursuant to our annual equity incentive awards will vest based on the extent to which the performance criteria have been achieved as of the change in control, using the per-share acquisition price for purposes of determining TSR performance.

Executive Compensation Tables

In the event of a change in control, pursuant to award agreements evidencing PSUs, PSOs and cash awards granted pursuant to the KPL-387 LTIP, if a named executive officer's awards are assumed or substituted for by the successor entity and the named executive officer is terminated without cause or resigns for good reason on or within 12 months of the change in control, the applicable awards related to any then-achievable KPL-387 LTIP Milestones will be earned as if the applicable milestone had been achieved on the date of termination, based on the applicable earnout percentage as of such date. If awards are not assumed or substituted for in the change in control transaction, the awards will be earned as if the applicable milestone had been achieved as of the date of the change in control, based on the applicable earnout percentage as of such date, without a requirement for termination of employment.

In the event of a termination of a named executive officer's employment by the Company without cause or, for good reason, unvested PSUs granted pursuant to our annual equity incentive awards will remain outstanding and become eligible to become earned in accordance with the award agreement evidencing the PSUs, with any earned PSUs prorated based on the number of days the named executive officer was employed during the performance period.

**Estimated Severance Payments**

The following table sets forth the dollar value of the estimated payments and benefits that would have become payable to each of our named executive officers in each of the termination scenarios described below, assuming the applicable triggering event occurred on December 31, 2025.

Name	"Good Reason" or Termination without "Cause" <sup>(1)</sup>					Termination Following a Change in Control <sup>(2)</sup>				
	Cash Severance (\$)	Pro-Rata Bonus (\$) <sup>(3)</sup>	Equity Awards (\$) <sup>(4)</sup>	COBRA Premiums (\$) <sup>(5)</sup>	Total (\$)	Cash Severance (\$)	Target Annual Bonus (\$)	Equity Awards (\$) <sup>(5)</sup>	COBRA Premiums (\$) <sup>(6)</sup>	Total (\$)
Sanj K. Patel	3,305,187	708,254	13,583,411	25,000	17,621,852	3,305,187	708,254	22,053,205	25,000	26,091,646
John F. Paolini, M.D., Ph.D.	439,274	292,849	2,874,429	25,161	3,631,713	585,698	292,849	6,369,267	33,547	7,281,361
Eben Tessari	441,212	294,141	2,996,448	25,161	3,756,961	588,282	294,141	6,529,487	33,547	7,445,457
Ross Moat	441,251	294,168	2,859,738	9,132	3,604,289	588,335	294,168	6,349,119	12,175	7,243,797
Mark Ragosa	427,500	285,000	2,775,741	25,161	3,513,402	570,000	285,000	5,974,452	33,547	6,862,999

- (1) Each of the named executive officers is eligible to receive separation payments upon a termination without "cause," due to death or disability, or upon resignation for "good reason" not in connection with a change of control. These conditions are more fully described in "Employment Agreements and Potential Payments upon Termination or Change in Control."
- (2) Each of the named executive officers are eligible to receive separation payments upon a qualifying termination following a change in control pursuant to their employment agreements. These conditions are more fully described in "Employment Agreements and Potential Payments upon Termination or Change in Control."
- (3) The amount included in the "Pro-Rata Bonus" column for each named executive officer reflects the target bonus for such named executive officer in 2025.
- (4) The amounts in this column represent 12 months of acceleration (or, in the case of Mr. Patel, 18 months of acceleration) of time-vesting share options and RSUs outstanding as of December 31, 2025, calculated based on \$41.25 per share, which was the closing price of a share of our Class A Shares on December 31, 2025. With respect to a termination of employment without "cause" or a resignation for "good reason", the amount shown in respect of outstanding PSUs, PSOs and cash awards (a) with respect to annual PSU awards, is pro-rated to reflect the portion of the performance period during which the named executive officer was employed by the Company through December 31, 2025, and represents the number of PSUs that would have vested in accordance with their terms based on the target level of performance and (b) with respect to awards granted pursuant to the KPL-387 LTIP, reflects achievement of the KPL-387 LTIP Milestones on December 31, 2025.
- (5) Amounts are based on the closing price of our Class A Shares on December 31, 2025, calculated based on \$41.25 per share, and have been calculated assuming (a) for RSUs and time-based share options, vesting in full, (b) for PSUs granted pursuant to annual awards, an acquisition occurring on December 31, 2025 using an assumed \$41.25 per share acquisition price and (c) for KPL-387 LTIP Awards, achievement of the KPL-387 LTIP Milestones on December 31, 2025.
- (6) The amounts in the Cash Severance column for the non-CEO named executive officers represent estimated COBRA continuation costs. Under the terms of the named executive officers' employment agreements, the Company will pay 100% of COBRA premiums for the named executive officer and covered dependents for the duration of the applicable severance period (nine months, or 12 months if the termination occurs within 12 months following a change in control). The estimated value of COBRA continuation benefits for each non-CEO named executive officer is based on each such officer's current health insurance premium rates, taking into account their individual health care enrollments. Mr. Patel's Cash Severance includes a \$25,000 lump sum payment in lieu of COBRA continuation, which is reflected in the column.

Executive Compensation Tables

**CEO Pay Ratio**

---

Under the Dodd-Frank Wall Street Reform and Consumer Protection Act and Item 402(u) of Regulation S-K, we are required to disclose the median of the annual total compensation of our employees (excluding our Chief Executive Officer), the annual total compensation of our Chief Executive Officer, Sanj K. Patel, and the ratio of these two amounts.

We have determined the 2025 annual total compensation of our median compensated employee, excluding Mr. Patel, to be \$310,707. The annual total compensation of Mr. Patel as shown in the Summary Compensation Table above is \$10,782,661. The ratio of the annual total compensation of our Chief Executive Officer to that of our median compensated employee was approximately 35 to 1.

We identified the median employee by examining the 2025 total compensation for all our employees, excluding Mr. Patel, who were employed by us on December 31, 2025. We included all employees, whether employed on a full-time, or part-time, salaried or hourly basis. Total compensation is calculated using the same methodology as used for the named executive officers in the Summary Compensation Table above, and is based on (a) annual base salary in 2025, (b) annual cash incentive award compensation for 2025, (c) the grant date fair market value of long-term equity awards granted in 2025 and (d) the value of contributions by the Company to the applicable employee's 401(k) retirement savings plan.

The pay ratio reported above is a reasonable estimate calculated in a manner consistent with SEC rules which allow companies to adopt a variety of methodologies. Therefore, the pay ratio reported by other companies may not be comparable to the pay ratio reported above as other companies may have different employment and compensation practices and may utilize different methodologies in calculating their own pay ratios.

**Equity Compensation Plan Information**

The following table provides information on our equity compensation plans as of December 31, 2025. As of that date, 5,621,352 Class A Shares remained available for future grant under the 2018 Plan and 690,063 Class A Shares were available for future issuance under the 2018 ESPP. For more information on our equity compensation plans see Note 11 to our consolidated financial statements included in our Annual Report on Form 10-K filed with the SEC on February 24, 2026.

Plan Category	Number of Securities to be Issued Upon Exercise of Outstanding Options, Warrants and Rights <sup>(1)</sup>	Weighted Average Exercise Price of Outstanding Options, Warrants and Rights <sup>(2)</sup>	Number of Securities Available for Future Issuance Under Equity Compensation Plans (Excluding Securities to be Issued Upon Exercise of Outstanding Share Options) <sup>(3)</sup>
Equity compensation plans approved by security holders	12,209,316	\$ 18.61	6,311,415
Equity compensation plans not approved by security holders	—	—	—
<b>Total</b>	<b>12,209,316</b>	<b>\$ 18.61</b>	<b>6,311,415</b>

- (1) Representative of outstanding awards under our 2015 Incentive Award Plan, 2018 Incentive Award Plan (the “**2018 Plan**”), 2018 Employee Share Purchase Plan (the “**2018 ESPP**”), and KPL-387 LTIP. PSUs are counted at the target level for purposes of this table. As of December 31, 2025, the number of securities to be issued consisted of 9,420,208 share options, 299,706 PSOs, 2,074,095 RSUs and 415,307 PSUs outstanding under the Plans.
- (2) RSUs and PSUs, which do not have an exercise price, are excluded from the calculation of weighted-average exercise price. PSOs, which have an exercise price, are included.
- (3) Pursuant to the terms of the 2018 Plan, the number of Class A Shares available for issuance under the 2018 Plan automatically increases on each January 1 beginning in 2019 until and including January 1, 2028, by an amount equal to the lesser of: (a) 4% of the Class A Shares (on an as-converted basis) outstanding on the final day of the immediately preceding calendar year and (b) such smaller number of shares as is determined by our Board of Directors. On January 1, 2026, the number of Class A Shares available for issuance under the 2018 Plan increased by 3,051,742 Class A Shares pursuant to this provision. Pursuant to the terms of the 2018 ESPP, the number of Class A Shares available for issuance under the 2018 ESPP automatically increases on each January 1 beginning on 2019 until and including January 1, 2028, by an amount equal to the lesser of: (a) 1% of the Class A Shares (on an as-converted basis) outstanding on the final day of the immediately preceding calendar year and (b) such smaller number of shares as is determined by our Board of Directors. On January 1, 2026, the number of Class A Shares available for issuance under the 2018 ESPP increased by 110,000 Class A Shares pursuant to this provision. The 2026 increases are not reflected in the table above.

## PAY VERSUS PERFORMANCE

The following table sets forth the compensation of our principal executive officer, who is our CEO, and the average compensation of the other non-CEO named executive officers (“NEOs”) as reported in the Summary Compensation Table (“SCT”) for the past five years, the Compensation Actually Paid (“CAP”) and our total shareholder return (“TSR”) over the provided periods, calculated in accordance with Item 402(v) of Regulation S-K.

Year	SCT Total for CEO (\$)( <sup>1</sup> )	CAP to CEO (\$)( <sup>2</sup> )	Average SCT Total for (non-CEO) NEOs (\$)( <sup>1</sup> )( <sup>3</sup> )	Average CAP to (non-CEO) NEOs (\$)( <sup>2</sup> )( <sup>3</sup> )	Value of Initial Fixed \$100 Investment ( <sup>4</sup> )		Net Income (Loss) (in thousands) (\$)( <sup>5</sup> )	Net Product Revenue (in thousands) (\$)( <sup>6</sup> )
					KNSA TSR (\$)	Peer Group TSR (\$)		
2025	10,782,661	28,438,984	3,514,486	8,232,662	233.45	124.75	59,005	677,564
2024	7,009,672	8,704,372	2,369,560	2,788,994	111.94	90.58	(43,193)	417,029
2023	5,297,629	6,804,798	1,770,603	2,168,721	98.75	91.84	14,084	233,176
2022	6,113,740	8,730,830	1,918,984	2,622,018	84.78	88.53	183,363	122,524
2021	6,588,178	579,468	1,700,470	395,753	66.61	99.37	(157,924)	38,544

- (1) The dollar amounts reported represent the amount of total compensation reported for our CEO and the average total compensation reported for our remaining (non-CEO) NEOs, respectively, for each covered year in the “Total” column of the SCT for each applicable year. Please refer to “Summary Compensation Table” for total compensation for 2025, 2024 and 2023. As described in footnote (1) to the Summary Compensation Table, the amounts reported for 2024 in the SCT reflect a correction to the grant date fair value of PSU awards, which resulted in revised 2024 Share Awards for all named executive officers. In addition, as described in footnote (4) to the Summary Compensation Table, the amounts reported for Mr. Moat’s 2024 All Other Compensation have been updated. The 2024 SCT totals and averages shown in this table, and the corresponding compensation actually paid amounts, reflect both of these corrections.
- (2) The dollar amounts reported represent the amount of “compensation actually paid” to our CEO and the average “compensation actually paid” to our remaining (non-CEO) NEOs, respectively, as computed in accordance with Item 402(v) of Regulation S-K, for each covered year. The dollar amounts do not reflect the actual amount of compensation earned or received by or paid to the CEO and (non-CEO) NEOs during the applicable year. The SCT Total to CAP reconciliation is outlined in the tables below.
- (3) In 2024 and 2025, our NEOs (excluding our CEO) were Dr. John Paolini, Eben Tessari, Ross Moat, and Mark Ragosa. In 2023 and 2022, our NEOs (excluding our CEO) were Dr. John Paolini and Eben Tessari. In 2021, our NEOs (excluding our CEO) were Dr. John Paolini and Arian Pano.
- (4) TSR is calculated by dividing the sum of the cumulative amount of dividends during the measurement period, assuming dividend reinvestment, and the difference between (a) for our TSR, the price of our Class A Shares at the end of the applicable measurement period and the price of our Class A Shares at the beginning of the measurement period (December 31, 2020) and (b) for our peer group TSR, the weighted TSR of the NBI at the end of the applicable measurement period and the weighted TSR of the NBI at the beginning of the measurement period (December 31, 2020).
- (5) The dollar amounts represent the amount of net income (loss) reflected in our audited financial statements for each covered year. Our net income in 2022 was primarily attributable to out-licensing activities and the release of our deferred tax asset valuation allowance and should not necessarily be considered indicative of typical annual results. Our net income in 2023 was materially impacted by the release of our deferred tax asset valuation allowances. For more information, see Notes 12 and 14 to our consolidated financial statements included in our Annual Report filed with the SEC on February 25, 2025; for more information regarding 2025, see Note 14 to our consolidated financial statements included in our Annual Report on Form 10-K filed with the SEC on February 24, 2026.
- (6) The dollar amounts represent the amount of net product revenue reflected in our audited financial statements for each covered year. We have chosen net product revenue as this metric has been historically included in our annual corporate goals and, beginning in 2024, as one of the performance conditions of the PSUs granted to our named executive officers on an annual basis. We believe this metric accurately reflects our Company’s year-over-year commercial performance, which is a key part of our long-term strategic vision.

Pay Versus Performance

**CEO—SCT Total to CAP Reconciliation**

	<b>2025</b>
SCT—Total Compensation	\$ 10,782,661
Grant Date Fair Value of Share Awards and Option Awards Granted in Fiscal Year Reported in the “Stock Awards” and “Option Awards” columns of the SCT	(8,541,467)
Fair Value at Fiscal Year End of Outstanding and Unvested Share Awards and Option Awards Granted in Fiscal Year	15,031,274
Change in Fair Value of Outstanding and Unvested Share Awards and Option Awards Granted in Prior Fiscal Years	8,515,297
Fair Value at Vesting of Share Awards and Option Awards Granted in Fiscal Year That Vested During Fiscal Year	—
Change in Fair Value as of Vesting Date of Share Awards and Option Awards Granted in Prior Fiscal Years That Vested During Fiscal Year	2,651,219
Fair Value as of Prior Fiscal Year End of Share Awards and Option Awards Granted in Prior Fiscal Years That Failed to Meet Applicable Vesting Conditions During Fiscal Year	—
<b>CAP</b>	<b>\$ 28,438,984</b>

Equity Award Valuations—Share option and PSO grant date fair values are calculated based on the Black-Scholes option pricing model as of the date of grant. The valuation assumptions used to calculate the fair values of the share options and PSOs held by our CEO that vested during or were outstanding as of the end of each covered fiscal year differed from those valuation assumptions disclosed at the time of grant. 2025 year-end calculations for share options and PSOs were based on an expected life of 3.68 to 5.55 years, volatility of 50.49% to 63.43%, and risk-free rate of 3.51% to 4.38%. RSUs and PSU award grants were not valued in a materially different way than the grant date fair value.

**Average Non-CEO NEO—SCT Total to CAP Reconciliation**

	<b>2025</b>
SCT—Total Compensation	\$ 3,514,486
Grant Date Fair Value of Share Awards and Option Awards Granted in Fiscal Year Reported in the “Stock Awards” and “Option Awards” columns of the SCT	(2,380,360)
Fair Value at Fiscal Year End of Outstanding and Unvested Share Awards and Option Awards Granted in Fiscal Year	4,131,303
Change in Fair Value of Outstanding and Unvested Share Awards and Option Awards Granted in Prior Fiscal Years	2,273,147
Fair Value at Vesting of Share Awards and Option Awards Granted in Fiscal Year That Vested During Fiscal Year	—
Change in Fair Value as of Vesting Date of Share Awards and Option Awards Granted in Prior Fiscal Years That Vested During Fiscal Year	694,093
Fair Value as of Prior Fiscal Year End of Share Awards and Option Awards Granted in Prior Fiscal Years That Failed to Meet Applicable Vesting Conditions During Fiscal Year	(7)
<b>CAP</b>	<b>\$ 8,232,662</b>

Pay Versus Performance

Equity Award Valuations—Share option and PSO grant date fair values are calculated based on the Black-Scholes option pricing model as of the date of grant. The valuation assumptions used to calculate the fair values of the share options and PSOs held by our remaining NEOs that vested during or were outstanding as of the end of each covered fiscal year differed from those valuation assumptions disclosed at the time of grant. 2025 year-end calculations for share options and PSOs were based on an expected life of 3.68 to 5.55 years, volatility of 50.49% to 63.43%, and risk-free rate of 3.51% to 4.38%. RSUs and PSU award grants were not valued in a materially different way than the grant date fair value.

**Most Important Financial Measures**

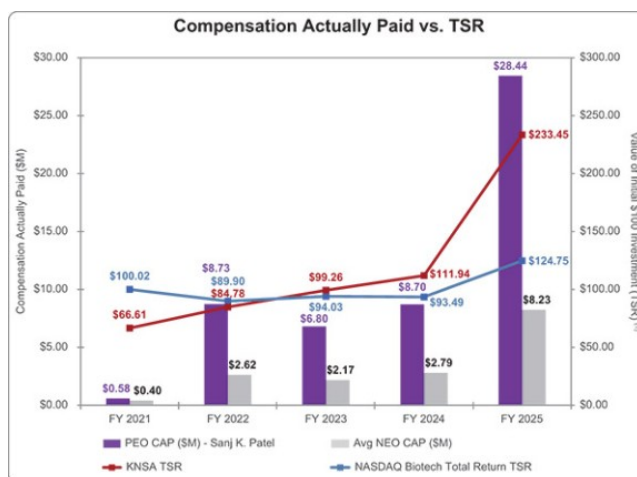
As described above under the heading “Executive Compensation—Compensation Discussion and Analysis,” our Compensation Committee evaluates executive performance and rewards our executives based on the achievement of established long and short-term strategic goals intended to align our executives’ interests with those of our shareholders. The most important financial performance measures we used to link executive compensation actually paid to our executive officers, for the most recently completed fiscal year, to the Company’s performance is ARCALYST net product revenue. As described in the same section, we also use TSR as a measure to link executive compensation to performance.

**Analysis of the Information Presented in the Pay Versus Performance Table**

In accordance with Item 402(v) of Regulation S-K, we are providing the following graphs that describe the relationships between information presented in the tables above.

**CAP and Cumulative TSR**

The following graph describes the relationship between the CAP of our CEO and the average of our remaining (non-CEO) NEOs and our cumulative TSR over the five years presented in the table. As demonstrated by such graph, the amount of CAP to our CEO and NEOs is generally aligned with our TSR for the period presented in the Pay Versus Performance table primarily because a significant portion of the amount reflected by CAP is comprised of equity awards. In addition, the below graph demonstrates that our TSR has out-performed the TSR of our selected peer group, the NBI, in each of 2023, 2024 and 2025. The comparative performance of our TSR against the TSR of the NBI is one of the metrics used to determine the payout of our executives’ outstanding PSUs.

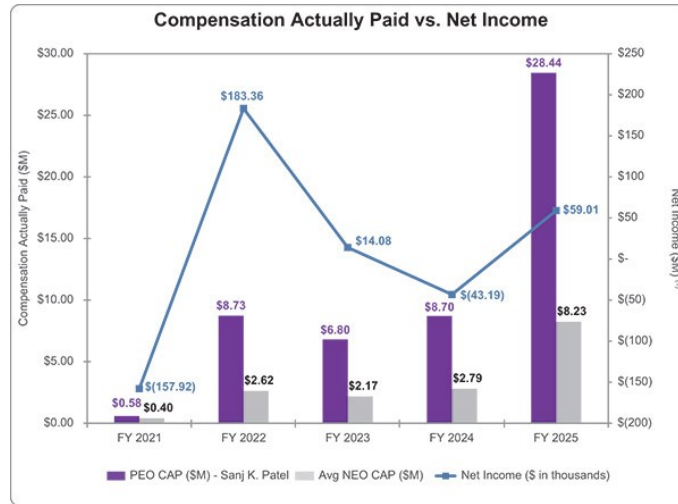


(1) Total Shareholder Return illustrates the value, as of the last day of the indicated year, of an investment of \$100 in our Class A Shares on December 31, 2020 and an investment of \$100 in the NBI as of such date, as applicable.

Pay Versus Performance

**CAP and Net Income**

The following graph describes the relationship between the CAP of our CEO and the average of our remaining (non-CEO) NEOs and our net income over the five years presented in the table. The lack of consistent alignment of compensation actually paid with our net income (loss) over the period presented is because we have not historically used GAAP or non-GAAP net income as a financial performance measure in our overall executive compensation program. However, the significant increase in CAP in 2025 is directionally consistent with the Company's transition to sustained profitability, with net income of \$59.0 million in 2025 compared to a net loss of approximately \$43.2 million in 2024.

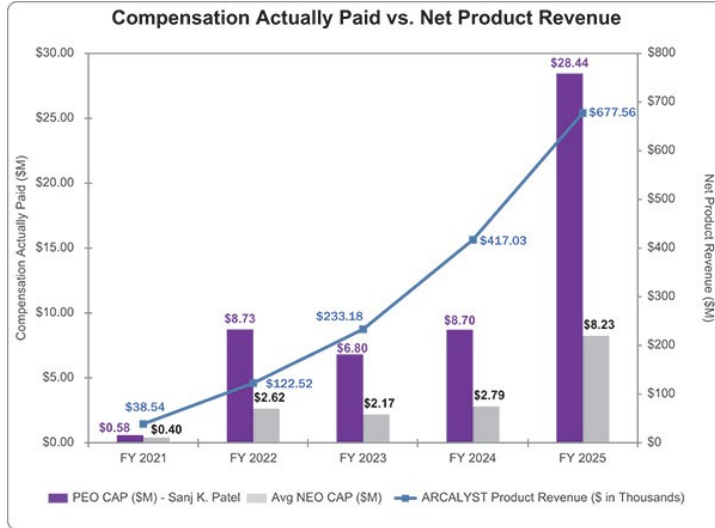


(1) Our net income in 2022 was primarily attributable to out-licensing activities and the release of our deferred tax asset valuation allowance and should not necessarily be considered indicative of typical annual results. Our net income in 2023 was materially impacted by the release of our deferred tax asset valuation allowances. For more information regarding 2022, 2023 and 2024, see Notes 12 and 14 to our consolidated financial statements included in our Annual Report filed with the SEC on February 25, 2025; for more information regarding 2025, see Note 14 to our consolidated financial statements included in our Annual Report on Form 10-K filed with the SEC on February 24, 2026.

Pay Versus Performance

**CAP and Net Product Revenue**

The following graph describes the relationship between the CAP of our CEO and the average of our remaining NEOs and our net product revenue over the five years presented in the table. ARCALYST net product revenue, which is our sole source of net product revenue, is one of the metrics used to determine the payout of our executives' outstanding PSUs and is a metric the Compensation Committee reviews, as part of the Company's annual corporate goals, when determining annual cash bonus payouts.



---

## DIRECTOR COMPENSATION

### Non-Employee Director Compensation Program

---

Our Chief Executive Officer, Sanj K. Patel, does not receive compensation for his service on our Board of Directors. His compensation for 2025 is disclosed above under the heading “*Executive Compensation Tables—Summary Compensation Table.*”

We maintain a program (the “**Non-Employee Director Compensation Program**”), which governs the fees and equity awards payable to our non-employee directors (currently, all of our directors other than Sanj K. Patel). Such policy is periodically reviewed by the Compensation Committee, which recommends any changes to the Board for approval. The Compensation Committee and Board reserve discretion to recommend and approve, respectively, changes to the Non-Employee Director Compensation Program consistent with the duties and obligations of the directors and in line with market practice.

Non-employee directors typically receive an annual retainer paid in cash for their service (depending on their additional membership and chairperson responsibilities with respect to the Board’s committees) and an annual grant of equity awards, but they do not receive any performance-based incentive component of remuneration. There are no elements of the Non-Employee Director Compensation Program that are subject to performance conditions, and accordingly there are no provisions for the recovery or withholding of sums.

The Non-Employee Director Compensation Program is composed of the following elements:

- Annual cash retainers;
- Initial and annual equity awards; and
- Other compensation.

Each component of our Non-Employee Director Compensation Program has different purposes and key characteristics, which, when combined, fulfills our objectives to attract and retain talented individuals to serve on our Board. The purpose and link to strategy and operation for each element of our Non-Employee Director Compensation Program is set forth below under each relevant sub-section.

In addition, per the Articles, our directors, including our non-employee directors, may be reimbursed for all reasonable transportation, hotel and other expenses properly incurred by them in the conduct of the Company’s business performing their duties as directors, including in connection with attending and returning from meetings of the Board or any committee of the Board.

#### **Cash Component**

Cash retainers for non-employee directors are intended to attract and retain high caliber individuals with the requisite experience and knowledge to oversee and advise our Company.

In 2025, each non-employee director received an annual retainer of \$50,000 for service on the Board.

A non-employee director serving as chairperson of the Board (or lead independent director in the event that the chairperson is an employee) is entitled to an annual retainer of \$30,000 for such service, which retainer is in addition to any other fees to which such non-employee director would be entitled.

## Director Compensation

Non-employee directors are also entitled to additional annual retainers in connection with their service on the committees of the Board. The chairperson of each committee is entitled to an additional annual cash retainer in connection with such service as set forth in the table below.

Non-employee directors' annual fees are set forth in the Company's Non-Employee Director Compensation Program. Detailed information related to amounts payable to non-employee directors, including fees payable for particular committee assignments, are as follows:

<b>Board Position</b>	<b>Cash Retainer in the Year Ending December 31, 2025</b>	
Director	\$	50,000
Chair or Lead Independent Director	\$	30,000
Audit Committee Chair	\$	20,000
Compensation Committee Chair	\$	20,000
Nominating and Corporate Governance Committee Chair	\$	10,000
Science and Research Committee Chair	\$	20,000
Audit Committee Member	\$	10,000
Compensation Committee Member	\$	9,000
Nominating and Corporate Governance Committee Member	\$	5,000
Science and Research Committee Member	\$	9,000

These amounts are periodically reviewed by the Compensation Committee, taking into account the Company's compensation peer group and overall competitive market practice.

In addition, non-employee directors may be appointed to one or more ad hoc committees as the need arises.

### **Equity Component**

Equity awards align the interests of our non-employee directors with our long-term shareholder interests and help us attract and retain qualified individuals to serve on our Board.

We grant equity awards, consisting of share options and RSUs, to our non-employee directors in order to align their interests with those of our shareholders. Non-employee directors' initial and annual equity grants are set forth in the Non-Employee Director Compensation Program. Initial grants are made on the date of the non-employee director's appointment and annual equity grants are granted on the date of each year's Annual Meeting.

The share options granted upon a non-employee director's initial election or appointment vest and become exercisable (a) as to one-third of the shares on the first anniversary of the date of grant and (b) as to the remainder in twenty-four substantially equal monthly installments thereafter, generally subject to the non-employee director continuing in service through the applicable vesting date. The share options granted annually to non-employee directors vest and become exercisable in twelve substantially equal monthly installments following the date of grant, with the last installment vesting on the earlier of (a) the anniversary of the date of grant or (b) the date of the Annual Meeting in the following year, generally subject to the director continuing in service through the applicable vesting date.

RSUs granted to our non-employee directors under the program vest (a) as to initial awards, as to one-third of the RSUs subject to such award on each anniversary of the date of grant and (b) as to subsequent awards, as to 100% of the RSUs subject to such award on the earlier of (i) the anniversary of the date of grant or (ii) the date of the Annual Meeting in the following year, generally subject in each case to the non-employee director continuing in service through the applicable vesting date.

## Director Compensation

Non-employee directors' equity compensation is set forth in the Company's Non-Employee Director Compensation Program. In February and March of 2026, based on a review of our compensation peer group and after discussions with Compensia, the Board approved increases to the Board's annual equity awards to maintain award amounts commensurate with our compensation peer group. Equity awards issuable to non-employee directors, on appointment and annually thereafter, are as follows:

	Equity Award in Year Ending December 31,	
	2025 <sup>(1)</sup>	2026 <sup>(2)</sup>
Initial Award	\$ 600,000	\$ 700,000
Subsequent Award	\$ 340,000	\$ 400,000

- (1) Award reflects such value, divided by the Black-Scholes value of a Class A Share, rounded down to the nearest whole share. Such grants shall not exceed 80,000 Class A Shares with respect to Initial Awards and 45,000 Class A Shares with respect to Subsequent Awards.
- (2) Award reflects such value, divided by the Black-Scholes value of a Class A Share, rounded down to the nearest whole share. Such grants shall not exceed 93,300 Class A Shares with respect to Initial Awards and 53,600 Class A Shares with respect to Subsequent Awards.

### Other Compensation

From time to time, we may enter into additional compensatory arrangements with our non-employee directors in connection with the provision of services beyond the typical scope of their service. Such compensatory arrangements will be reviewed and approved by the Compensation Committee and the Board, with the interested non-employee director abstaining from such review and approval.

Beginning in 2023 and, most recently in January 2026, we have entered into a series of consulting agreements with Dr. Levy pursuant to which Dr. Levy provides scientific consulting services to us related to Kiniksa's pipeline development strategy and the review and design of Kiniksa's clinical trials. In 2025, Dr. Levy received compensation of approximately \$60,000, consisting of (i) \$30,000 in cash via a one-time, upfront payment and (ii) fully vested RSUs representing the right to receive Class A Shares with an aggregate fair market value of approximately \$30,000. Dr. Levy's current agreement provides for services through December 31, 2026. Compensation earned by Dr. Levy in 2025 pursuant to such agreements is included below under "2025 Director Compensation Table".

### 2025 Director Compensation Table

The following table sets forth in summary form information concerning the compensation that was earned by or paid to each of our non-employee directors in their capacity as members of our Board of Directors during the year ended December 31, 2025:

Name	Fees earned or paid in cash (\$)	Share awards (\$) <sup>(1)</sup>	Option awards (\$) <sup>(1)</sup>	All other compensation (\$)	Total (\$)
Felix J. Baker, Ph.D.	93,999	81,479	255,162	—	430,640
Stephen R. Biggar, M.D., Ph.D.	68,999	81,479	255,162	—	405,640
M. Cantey Boyd	59,000	81,479	255,162	—	395,641
G. Bradley Cole	59,999	81,479	255,162	—	396,640
Richard S. Levy, M.D. <sup>(2)</sup>	69,998	111,470	255,162	30,000	466,630
Thomas R. Malley	74,999	81,479	255,162	—	411,640
Tracey L. McCain	59,999	81,479	255,162	—	396,640
Kimberly J. Popovits	69,999	81,479	255,162	—	406,640
Barry D. Quart, Pharm.D	77,999	81,479	255,162	—	414,640

**Director Compensation**

- (1) Amounts reflect the grant date fair value of options and RSUs computed in accordance with FASB ASC Topic 718, excluding the effect of estimated forfeitures, rather than the amounts paid to or realized by the director. For Dr. Levy, amount reflects the grant date fair value of options and RSUs granted in respect of his service as a member of our Board of Directors and fully vested RSUs granted in respect of his consulting services. We provide information regarding the assumptions used to calculate the value of share option and RSU awards in Note 11 to our consolidated financial statements included in our Annual Report on Form 10-K filed with the SEC on February 24, 2026. The grant date fair value of RSU awards is determined by multiplying the number of RSUs by the closing price of the Company's Class A Shares on the date of grant.
- (2) Dr. Levy received (a) cash consulting fees (\$30,000) and (b) fully vested RSUs (grant date fair market value of \$29,991), in each case pursuant to his consulting arrangements with us as described above under "Other Compensation".

The following table sets forth the aggregate numbers of share options (exercisable and unexercisable) and RSUs held by our non-employee directors as of December 31, 2025. Refer to our "Outstanding Equity Awards at 2025 Fiscal Year End Table" for information regarding equity awards held by Mr. Patel as of December 31, 2025.

Name	Option Awards (#)	RSU Awards (#)
Felix J. Baker, Ph.D.	181,591	2,799
Stephen R. Biggar, M.D., Ph.D.	181,591	2,799
M. Cantey Boyd	45,182	5,952
G. Bradley Cole	163,276	2,799
Richard S. Levy, M.D.	182,036	2,799
Thomas R. Malley	54,598	2,799
Tracey L. McCain	208,579	2,799
Kimberly J. Popovits	144,071	2,799
Barry D. Quart, Pharm.D.	162,831	2,799

---

## Security Ownership of Certain Beneficial Owners and Management

---

The following table sets forth information with respect to the beneficial ownership of our Class A Shares, Class A1 Shares, Class B Shares and Class B1 Shares, as of the Record Date, by:

- each person or group of affiliated persons known by us to beneficially own more than 5% of our Class A Shares or Class B Shares;
- each of our named executive officers and directors; and
- all of our executive officers and directors as a group.

The number of shares beneficially owned by each shareholder is determined under rules issued by the SEC. Under these rules, beneficial ownership includes any shares over which the individual or entity has sole or shared voting power or investment power. Applicable percentage ownership is based on 46,218,660 Class A Shares issued and outstanding, 1,795,158 Class B Shares issued and outstanding, 12,781,964 Class A1 Shares issued and outstanding, and 16,057,618 Class B1 Shares issued and outstanding, each as of the Record Date. For the purposes of the rules issued by the SEC, in computing the number of shares beneficially owned by an individual or entity and the percentage ownership of that person, ordinary shares subject to options or other rights held by such person that are currently exercisable or will become exercisable within sixty (60) days of the Record Date are considered outstanding, although these shares are not considered outstanding for purposes of computing the percentage ownership of any other person.

Unless noted otherwise, the address of all listed shareholders is c/o Kiniksa Pharmaceuticals Corp., 100 Hayden Avenue, Lexington, Massachusetts 02421. Each of the shareholders listed has sole voting and investment power with respect to the shares beneficially owned by the shareholder unless noted otherwise, subject to community property laws where applicable.

Our Class B Shares are convertible into Class A Shares or Class B1 Shares at any time at the option of the holder, with prior notice to us, on a one-for-one basis. Accordingly, each holder of Class B Shares is deemed to be the beneficial owner of, in each case, an equal number of Class A Shares and Class B1 Shares, in addition to any other Class A Shares or Class B1 Shares beneficially owned by such holder.

Our Class A1 Shares are convertible into Class A Shares at any time at the option of the holder, with prior notice to us, on a one-for-one basis, unless, immediately prior to or following such conversion, the holder and its affiliates beneficially own, or would beneficially own, more than 4.99% of our issued and outstanding Class A Shares, in which case such notice would need to be provided to us at least sixty-one (61) days prior to any such conversion. Accordingly, each holder of Class A1 Shares is deemed to be the beneficial owner of the number of Class A Shares that would result in such holder owning up to 4.99% of the issued and outstanding Class A Shares, in addition to any other Class A Shares beneficially owned by such holder.

Security Ownership of Certain Beneficial Owners and Management

Our Class B1 Shares are convertible into Class A Shares or Class B Shares at any time at the option of the holder, with prior notice to us, on a one-for-one basis, unless, immediately prior to or following such conversion, the holder and its affiliates beneficially own, or would beneficially own, more than 4.99% of our issued and outstanding Class A Shares, in which case such notice would need to be provided to us at least sixty-one (61) days prior to any such conversion. Accordingly, each holder of Class B1 Shares is deemed to be the beneficial owner of the number of Class A Shares and Class B Shares, in each case, that would result in such holder owning up to 4.99% of our issued and outstanding Class A Shares, in addition to any other Class A Shares or Class B Shares beneficially owned by such holder.

	Class A Shares (#)	Class A Shares (%)	Class A1 Shares (#)	Class A1 Shares (%)	Class B Shares (#)	Class B Shares (%)	Class B1 Shares (#)	Class B1 Shares (%)	Total Voting Power (%)
<b>5% Shareholders</b>									
FMR LLC <sup>(1)</sup>	4,854,354	10.50 %	—	—	—	—	—	—	7.56 %
Rubric Capital Management <sup>(2)</sup>	3,328,653	7.20 %	—	—	—	—	—	—	5.19 %
Entities managed by Baker Bros. Advisors LP <sup>(3)</sup>	3,033,456	6.53 %	12,781,964	100.00 %	—	—	16,057,618	100.00 %	4.71 %
Entities affiliated with Dr. Robert Desnick <sup>(4)</sup>	1,268,063	2.74 %	—	—	214,101	11.93 %	214,101	1.32 %	4.98 %
<b>Officers and Directors</b>									
Sanj K. Patel <sup>(5)</sup>	2,415,223	4.99 %	—	—	1,526,160	85.02 %	1,526,160	8.68 %	26.64 %
John F. Paolini <sup>(6)</sup>	654,566	1.40 %	—	—	—	—	—	—	1.01 %
Eben Tessari <sup>(7)</sup>	349,458	*	—	—	—	—	—	—	*
Ross Moat <sup>(8)</sup>	146,156	*	—	—	—	—	—	—	*
Mark Rigosas <sup>(9)</sup>	58,326	*	—	—	—	—	—	—	*
Felix J. Baker <sup>(10)</sup>	3,267,392	7.04 %	12,781,964	100.00 %	—	—	16,057,618	100.00 %	5.07 %
Stephen R. Biggar <sup>(11)</sup>	196,936	*	—	—	—	—	—	—	*
M. Cantey Boyd <sup>(12)</sup>	36,943	*	—	—	—	—	—	—	*
G. Bradley Cole <sup>(13)</sup>	178,621	*	—	—	—	—	—	—	*
Rich Levy <sup>(14)</sup>	203,992	*	—	—	—	—	—	—	*
Thomas R. Malley <sup>(15)</sup>	141,910	*	—	—	—	—	—	—	*
Tracey L. McCain <sup>(16)</sup>	223,924	*	—	—	—	—	—	—	*
Kimberly J. Popovits <sup>(17)</sup>	159,416	*	—	—	—	—	—	—	*
Barry D. Quart <sup>(18)</sup>	152,515	*	—	—	—	—	—	—	*
<b>All executive officers and directors as a group (15 persons)<sup>(19)</sup></b>	<b>8,058,853</b>	<b>15.20 %</b>	<b>12,781,964</b>	<b>100.00 %</b>	<b>1,526,160</b>	<b>85.02 %</b>	<b>17,583,778</b>	<b>100.00 %</b>	<b>33.91 %</b>

\* Less than one percent.

- The principal business address of FMR LLC is 245 Summer Street, Boston, Massachusetts 02210. The foregoing information is based on a Schedule 13G filed on March 5, 2026.
- Rubric Capital Management LP ("**Rubric**") is the investment adviser to certain investment funds and/or accounts that hold the above listed shares (the "**Rubric Funds**"). David Rosen is the managing member of Rubric Capital Management GP LLC, the general partner of Rubric. As a result, Mr. Rosen and Rubric may be considered beneficial owners of the shares held by the Rubric Funds. The principal business address of Mr. Rosen and Rubric is 155 East 44th Street, Suite 1630, New York, NY 10017. The foregoing information is based on a Schedule 13G filed on February 13, 2026.
- Consists of (a) 2,700,597 Class A Shares held by Baker Brothers Life Sciences, L.P. ("**BBLs**"), (b) 98,980 Class A Shares held by 667, L.P. ("**667**") and with BBLs, the "**Baker Funds**"), (c) 11,638,314 Class A1 Shares held by BBLs, (d) 1,143,650 Class A1 Shares held by 667, (e) 14,658,102 Class B1 Shares held by BBLs, (f) 1,399,516 Class B1 Shares held by 667, (g) 12,546 Class A Shares issued to Stephen R. Biggar pursuant to the vesting of certain RSUs awarded in connection with his service as a member of our Board of Directors, (h) 1,577 Class A Shares issued to M. Cantey Boyd pursuant to the vesting of certain RSUs awarded in connection with her service as a member of our Board of Directors, (i) 184,390 Class A Shares that Stephen R. Biggar has the right to acquire within 60 days following the Record Date pursuant to the exercise of share options or the vesting of RSUs, and (j) 35,366 Class A Shares that M. Cantey Boyd has the right to acquire within 60 days following the Record Date pursuant to the exercise of share options or the vesting of RSUs. Baker Bros. Advisors LP (the "**Advisor**") is the investment advisor to the Baker Funds and has the sole voting and investment power with respect to the securities held by the Baker Funds and thus may be deemed to beneficially own such securities. Baker Bros. Advisors (GP) LLC (the "**Advisor GP**") is the sole general partner of the Advisor and thus may be deemed to beneficially own the securities held by the Baker Funds. The managing members of the Advisor GP are Julian C. Baker and Felix J. Baker, who may be deemed to beneficially own the securities held by the Baker Funds. Julian C. Baker, Felix J. Baker, the Advisor and the Advisor GP disclaim beneficial ownership of all shares held by the Baker Funds, except to the extent of their indirect pecuniary interest therein. The policy of the Baker Funds and the Advisor does not permit managing members of the Advisor GP or full-time employees of the Advisor to receive compensation for serving as directors of the Company, and the Baker Funds are instead entitled to the pecuniary interest in any compensation received for their service. Felix J. Baker, Stephen R. Biggar and M. Cantey Boyd have no direct voting or dispositive power and no pecuniary interest in the share options or the RSUs. The Advisor, the Advisor GP, Felix J. Baker and Julian C. Baker may be deemed to be the beneficial owners of Kiniksa's securities held by the Baker Funds, and may be deemed to have the power to vote, or direct the vote of, and the power to dispose, or direct the disposition of, such securities. Felix J. Baker, Stephen R. Biggar and M. Cantey Boyd disclaim beneficial ownership of such securities except to the extent of any pecuniary interest therein. The business address of the Advisor, the Advisor GP, Julian C. Baker and Felix J. Baker is 860 Washington Street, 3rd Floor, New York, NY 10014. The foregoing information is based on a Schedule 13D/A filed on October 8, 2024 and information known to us.

Security Ownership of Certain Beneficial Owners and Management

- (4) Consists of (a) 504,300 Class A Shares held by the Robert J. Desnick Revocable Trust of 2019 UAD 5/13/19 (the "**Trust**"), (b) 356,000 Class A Shares held by the Desnick / Herzig 2012 GST Trust UAD 10/23/12 (the "**GST Trust**"), (c) 84,120 Class A Shares held by the Desnick/Herzig 2012 Gift Trust UAD 10/23/12 (the "**Gift Trust**"), (d) 3,000 Class A Shares held by the Julie E. Herzig 2016 Revocable Trust UAD 9/1/16 (the "**JEH Trust**"), (e) 24,000 Class A Shares held by the Jonathan P. Desnick 2021 Trust UAD 5/29/21 (the "**JPD Trust**"), (f) 78,883 Class A Shares held by the Robert Desnick Roth IRA (the "**Desnick Roth IRA**"), (g) 214,101 Class B Shares held by the Desnick Roth IRA and (h) 3,659 Class A Shares held by Dr. Desnick directly. Dr. Desnick has sole voting and dispositive control over the shares held by the Desnick Roth IRA. Dr. Desnick's wife, Julie Herzig Desnick, is the trustee of the GST Trust and the Gift Trust. However, Dr. Desnick also may direct the voting and disposition of the shares held by the GST Trust and Gift Trust. Dr. Desnick and Ms. Desnick are each trustees of the JEH Trust and the JPD Trust. The principal address of Dr. Desnick is 150 Bradley Place, Palm Beach, Florida 33480. The foregoing information is based on a DEF 14A filed on April 28, 2021 and information known to us.
- (5) Consists of (a) 60,000 Class A Shares held by the Patel Family Irrevocable Trust of 2025, for which Mr. Patel acts as the trustee, (b) 109,795 Class A Shares held by the Marina 2016 Irrevocable Trust u/d/t June 23, 2016, for which Mr. Patel acts as the trustee, (c) 51,794 Class A Shares held by The Anglia 2013 Revocable Trust, u/d/t August 15, 2013 (the "**Anglia Trust**"), for which Mr. Patel acts as the trustee, (d) 1,526,160 Class B Shares held by the Anglia Trust and (e) 2,182,620 Class A Shares that Mr. Patel has the right to acquire within 60 days following the Record Date upon conversion of his Class B Shares, exercise of his share options, vesting of his outstanding RSUs or any combination thereof. In accordance with certain contractual arrangements entered into between Mr. Patel and Kiniksa, Mr. Patel would not be entitled to convert the Class B Shares held by the Anglia Trust into Class A Shares or exercise his share options without 61 days' prior written notice to Kiniksa, if immediately following such conversion or exercise, he would beneficially own more than 4.99% of the issued and outstanding Class A Shares in addition to any other Class A Shares beneficially owned by him.
- (6) Consists of (a) 64,334 Class A Shares, and (b) 590,232 Class A Shares that Dr. Paolini has the right to acquire within 60 days following the Record Date pursuant to the exercise of share options or vesting of outstanding RSUs.
- (7) Consists of (a) 64,334 Class A Shares, and (b) 285,124 Class A Shares that Mr. Tessari has the right to acquire within 60 days following the Record Date pursuant to the exercise of share options or vesting of outstanding RSUs.
- (8) Consists of (a) 12,029 Class A Shares, and (b) 134,127 Class A Shares that Mr. Moat has the right to acquire within 60 days following the Record Date pursuant to the exercise of share options or vesting of outstanding RSUs.
- (9) Consists of (a) 14,763 Class A Shares, and (b) 43,563 Class A Shares that Mr. Ragosa has the right to acquire within 60 days following the Record Date pursuant to the exercise of share options or vesting of outstanding RSUs.
- (10) Includes (a) the shares described above in Footnote 3, (b) 27,386 shares held directly by Felix J. Baker, (b) 14,840 shares held by Julian C. Baker, (c) 7,320 shares held by FBB3 LLC ("**FBB3**") and (d) 184,390 Class A Shares that Dr. Baker has the right to acquire within 60 days following the Record Date. Julian C. Baker and Felix J. Baker are the sole managers of FBB3 and by policy they do not transact in or vote Kiniksa's Securities held by FBB3.
- (11) Consists of (a) 12,546 Class A Shares and (b) 184,390 Class A Shares that Mr. Biggar has the right to acquire within 60 days following the Record Date pursuant to the exercise of share options or vesting of outstanding RSUs.
- (12) Includes (a) 1,577 Class A Shares and (b) 35,366 Class A Shares that Ms. Boyd has the right to acquire within 60 days following the Record Date pursuant to the exercise of share options or vesting of outstanding RSUs.
- (13) Consists of (a) 12,546 Class A Shares and (b) 166,075 Class A Shares that Mr. Cole has the right to acquire within 60 days following the Record Date pursuant to the exercise of share options or vesting of outstanding RSUs.
- (14) Consists of (a) 19,157 Class A Shares, and (b) 184,835 Class A Shares that Dr. Levy has the right to acquire within 60 days following the Record Date pursuant to the exercise of share options or vesting of outstanding RSUs.
- (15) Consists of (a) 12,546 Class A Shares, (b) 71,967 Class A Shares held by Mossrock Capital, LLC ("**Mossrock**") and (c) 57,397 Class A Shares that Mr. Malley has the right to acquire within 60 days following the Record Date pursuant to the exercise of share options or vesting of outstanding RSUs. Mr. Malley is the president of Mossrock and may be deemed to beneficially own the shares owned by Mossrock. The address of Mossrock is 19 Martin Lane, Englewood, CO 80113.
- (16) Consists of (a) 12,546 Class A Shares and (b) 211,378 Class A Shares that Ms. McCain has the right to acquire within 60 days following the Record Date pursuant to the exercise of share options or vesting of outstanding RSUs.
- (17) Consists of (a) 12,546 Class A Shares and (b) 146,870 Class A Shares that Ms. Popovits has the right to acquire within 60 days following the Record Date pursuant to the exercise of share options or vesting of outstanding RSUs.
- (18) Consists of (a) 12,546 Class A Shares and (b) 139,969 Class A Shares that Dr. Quart has the right to acquire within 60 days following the Record Date pursuant to the exercise of share options or vesting of outstanding RSUs.
- (19) Consists of (a) 3,451,063 Class A Shares, (b) 2,425,170 Class A Shares that all executive officers and directors as a group have the right to acquire within 60 days following the Record Date pursuant to the exercise of share options or vesting of outstanding RSUs, excluding share options and RSUs held by Mr. Patel, and (c) 2,182,620 Class A Shares that Mr. Patel may acquire upon conversion of his Class B Shares, exercise of his share options, vesting of his outstanding RSUs or any combination thereof.

---

## **Certain Relationships**

---

### **Policies and Procedures for Related Person Transactions**

---

We maintain a written Related Person Transaction Policy and Procedures, setting forth policies and procedures for the review and approval or ratification of related person transactions. Under Item 404 of Regulation S-K of the Securities Act of 1933, as amended (the “**Securities Act**”), we are required to disclose any transaction in which we (including any of our subsidiaries) are, were or will be a participant, where the amount involved exceeds \$120,000 and a related person has, had or will have a direct or indirect material interest. In reviewing and approving any such transaction, our Audit Committee is tasked to consider all relevant facts and circumstances, including, but not limited to, whether the transaction is on terms comparable to those that could be obtained in an arm’s length transaction, the extent of the related person’s interest in the transaction, and the conflicts of interest and corporate opportunity provisions under our Code of Business Conduct and Ethics. No director may participate in approval of a related person transaction in which he or she is a related person. Our Audit Committee may also ratify related person transactions that were entered into by management because pre-approval was not feasible and transactions that were not initially recognized as related person transactions. If these transactions are not ratified, our management must make all reasonable efforts to cancel or annul such transactions. Our management must update our Audit Committee on material changes to any approved or ratified related person transaction and provide an annual status report on all then-current related person transactions.

### **Registration Rights**

---

Our amended and restated investors’ rights agreement with certain of our shareholders, including certain executive officers, holders of 5% or more of a class of our voting shares and entities affiliated with certain of our directors, grants these shareholders specified registration rights with respect to Class A Shares held by them, including ordinary shares issued or issuable upon conversion of any other class of our ordinary shares convertible into, or options, warrants or other securities exercisable for, our Class A Shares. We refer to these Class A Shares as “registrable securities.” The registration of registrable securities as a result of the following rights being exercised would enable holders to trade these shares without restriction under the Securities Act when the applicable registration statement is declared effective.

#### ***Demand Registration Rights***

If at any time the holders of a majority of the registrable securities request in writing that we effect a registration with respect to all or part of such registrable securities then outstanding, we may be required to register their shares. We are obligated to effect at most one registration in response to these demand registration rights. If the holders requesting registration intend to distribute their shares by means of an underwriting, the managing underwriter of such offering will have the right to limit the number of shares to be underwritten for reasons related to the marketing of the shares.

#### ***Piggyback Registration Rights***

If at any time we propose to register any of our Class A Shares under the Securities Act, subject to certain exceptions, the holders of registrable securities are entitled to notice of the registration and to include their registrable securities in the registration. If our proposed registration involves an underwriting, the managing underwriter of such offering will have the right to limit the number of shares to be underwritten for reasons related to the marketing of the shares.

Certain Relationships

***Form S-3 Registration Rights***

If, at any time after we become entitled under the Securities Act to register our shares on a registration statement on Form S-3, 25% of the holders of the registrable securities then outstanding request in writing that we effect a registration with respect to registrable securities at an aggregate price to the public in the offering of at least \$5 million, we will be required to effect such registration on Form S-3 within 20 days after the date of such request. We will not be required to affect such a registration if, within the 12-month period immediately preceding the date of such request, we have already affected two registrations on Form S-3 for the holders of registrable securities.

***Expenses***

Ordinarily, other than underwriting discounts and commissions, we will be required to pay all expenses incurred by us related to any registration effected pursuant to the exercise of these registration rights. These expenses may include all registration and filing fees, printing expenses, fees and disbursements of our counsel, reasonable fees and disbursements of a counsel for the selling shareholders and blue-sky fees and expenses.

***Termination of Registration Rights***

The registration rights terminate upon the earlier of the closing of a deemed liquidation event, as governed by our Articles, or, with respect to the registration rights of an individual holder, when the holder can sell all of such holder's registrable securities in a 90-day period without restriction under Rule 144 under the Securities Act.

***Executive and Director Compensation***

---

***Employment Agreements***

We have entered into employment agreements with our named executive officers that provide for salary, annual cash incentive compensation, long-term equity incentive awards and severance compensation. For more information regarding these employment agreements, see "Employment Agreements and Potential Payments Upon Termination or Change of Control" above.

***Equity Incentive Compensation***

We have granted equity awards to our named executive officers and non-employee directors, as more fully described in "Executive Compensation—Compensation Discussion and Analysis," "Executive Compensation Tables" and "Director Compensation" above.

---

**Other Matters**

---

**Shareholders' Proposals**

---

The Articles provide that with respect to a general meeting of shareholders, nominations of persons for election to the Board and the proposal of business to be considered by shareholders may be proposed by or at the direction of the Board; at the direction of the English Companies Court; by shareholders in accordance with the relevant provisions of the Companies Act or, in respect of annual general meetings only, in accordance with the procedures set forth in the Articles; or by the chairperson of the meeting. The Companies Act provides that shareholders holding not less than 5% of the paid up share capital of the Company carrying voting rights may call a general meeting for the purpose of considering director nominations or other proposals.

Shareholders who intend to have a proposal considered for inclusion in our proxy materials for presentation at our 2027 Annual Meeting pursuant to Rule 14a-8 under the Exchange Act must submit the proposal to our Secretary c/o Kiniksa Pharmaceuticals Corp. at our offices at 100 Hayden Avenue, Lexington, MA 02421 in writing not later than December 17, 2026.

The Articles require, among other things, that shareholders give written notice to our Secretary of their intent to present such proposal for nomination not earlier than the close of business on the 120th day and not later than the close of business on the 90th day prior to the anniversary of the preceding year's annual meeting. Therefore, notice of such a proposal for nomination for the 2027 Annual Meeting must be given to us no earlier than the close of business on January 29, 2027 and no later than February 28, 2027. The notice must contain the information required by our Articles, a copy of which is available upon request to our Secretary. In the event that the date of the 2027 Annual Meeting is more than 30 days before or more than 30 days after May 29, 2027, then the notice must be given not later than 10 days following the earlier of the date on which notice of the 2027 Annual Meeting was posted to shareholders or the date on which public disclosure of the date of the 2027 Annual Meeting was made. SEC rules permit management to vote proxies in its discretion in certain cases if the shareholder does not comply with this deadline and, in certain other cases notwithstanding the shareholder's compliance with this deadline. Additionally, under section 338 of the Companies Act, shareholders meeting the threshold requirements set forth in that section may require us to include a resolution in our notice of annual general meeting. Provided that the appropriate thresholds are met, notice of the resolution or matter must be received by our Secretary at least six weeks prior to the date of the annual general meeting or, if later, at the time notice of the annual general meeting is delivered to shareholders. In addition to satisfying the foregoing requirements under the Articles, to comply with the universal proxy rules, shareholders who intend to solicit proxies in support of director nominees other than the Company's nominees must provide notice that sets forth the information required by Rule 14a-19 under the Exchange Act.

The notice must include the name and address of the shareholder who intends to make a proposal or nomination and certain affiliates of the shareholder (each, a "**Shareholder Associated Person**"); the class and number of shares held by the shareholder and any Shareholder Associated Person; a description of any agreement, arrangement or understanding with respect to the proposal or nomination between the shareholder and any Shareholder Associated Person; a description of any agreement, arrangement or understanding that has been entered into by or on behalf of the shareholder or any Shareholder Associated Person the effect or intent of which is to mitigate loss to, manage risk or benefit from share price changes for, or increase or decrease the voting power of, such shareholder or Shareholder Associated Person with respect to Kiniksa's Shares; a representation that the shareholder is a record holder of Kiniksa's shares and is entitled to vote at the shareholder meeting; and a representation of whether the shareholder or the Shareholder Associated Person, if any, intends to deliver a proxy statement or otherwise solicit proxies in favor of the proposal or nomination. In addition, a notice regarding a shareholder proposal must include the text of the proposal, a brief description of the proposed business and the reasons for conducting such

## Other Matters

business at the meeting. With respect to a shareholder nomination, the Company may require the proposed nominee to furnish additional information to determine the eligibility of the proposed nominee to serve as a director.

Any such proposal or nomination must also meet the requirements set forth in the rules and regulations of the SEC, including Rule 14a-8, in order for such proposal or nomination to be eligible for inclusion in the proxy statement for the 2027 Annual Meeting.

The chairperson of the meeting may refuse to transact any business or may disregard the nomination of any person if you fail to comply with the foregoing procedures.

Additionally, the Companies Act provides that shareholders holding not less than 5% of the total voting rights or paid-up share capital may call a general meeting for the purpose of considering director nominations or other proposals. The proposed purpose of the meeting must be set out in the requisition notice, and the requisition notice can contain any resolution. Upon receipt of this requisition notice, the Board of Directors has 21 days to convene a meeting of the Company's shareholders to vote on the matters set out in the requisition notice. This meeting must be held not more than 28 days after the date of the notice convening the meeting. If the Board of Directors does not convene the meeting within such 21-day period, the requisitioning shareholders, or any of them representing more than one half of the total voting rights of all of them, may themselves convene a meeting, which meeting must be held within three months of the receipt of the requisition notice.

### **UK Statutory Annual Accounts and Reports of the Board and Auditors of Kiniksa Pharmaceuticals International, plc for the year ended December 31, 2025**

---

Consistent with its obligations under the Companies Act, our Board will present at the Annual Meeting our UK statutory annual accounts and reports for the year ended December 31, 2025, which have been approved by and, where appropriate, signed on behalf of our Board and will be delivered to the Registrar of Companies in the United Kingdom following the Annual Meeting. A copy of the UK Remuneration Report is included in [Annex A](#) to this proxy statement. A complete copy of our UK statutory annual accounts and reports, including the statutory directors' report, strategic report, and auditor's report on our UK accounts will be sent separately to you no less than 21 days prior to the Annual Meeting. You will be provided an opportunity to raise questions in relation to such accounts and reports at the Annual Meeting. Full accounts and reports will be available for inspection prior to and during the Annual Meeting.

### **Other Matters to be Presented at the Annual Meeting**

---

Our Board of Directors is not aware of any matter to be presented for action at the Annual Meeting other than the matters referred to above and does not intend to bring any other matters before the Annual Meeting. However, if other matters should properly come before the Annual Meeting, it is intended that holders of the proxies named on the Company's proxy card will vote your shares in their discretion on any such matters.

### **Solicitation of Proxies**

---

The accompanying proxy is solicited by and on behalf of our Board of Directors, whose Notice of Annual Meeting is attached to this proxy statement, and the entire cost of such solicitation will be borne by us. In addition to the use of mail, proxies may be solicited by personal interview, telephone, e-mail and facsimile by our directors, officers and other employees who will not be specially compensated for these services. We will also request that banks, brokers, nominees, custodians and other fiduciaries forward soliciting materials to the beneficial owners of shares held by such banks, brokers, nominees, custodians and other fiduciaries. We will reimburse such persons for their reasonable expenses in connection therewith.

Other Matters

Certain information in this proxy statement relating to the occupations and security holdings of our directors and officers is based upon information received from the individual directors and officers.

**Kiniksa's Annual Report on Form 10-K and UK Annual Report**

---

A copy of the Company's Annual Report on Form 10-K for the year ended December 31, 2025, including financial statements and schedules thereto but not including exhibits, as filed with the SEC, will be sent to any holder of record of our ordinary shares as of the close of business on April 6, 2026 without charge upon written request addressed to:

Kiniksa Pharmaceuticals International, plc  
Attention: Secretary  
c/o Kiniksa Pharmaceuticals Corp.  
100 Hayden Avenue  
Lexington, MA 02421

A reasonable fee will be charged for copies of exhibits. You also may access this proxy statement and the Annual Report, which includes our Annual Report on Form 10-K for the year ended December 31, 2025, at [www.proxyvote.com](http://www.proxyvote.com). You also may access our Annual Report on Form 10-K for the year ended December 31, 2025 in the "Financial Information" section of the "Investors" page of our website located at [www.kiniksa.com](http://www.kiniksa.com).

In addition, a copy of the Company's UK Annual Report can be accessed in the "Financial Information" section of the "Investors" page of our website located at [www.kiniksa.com](http://www.kiniksa.com). Any shareholder may request a printed copy of the UK Annual Report by addressing such request to:

Kiniksa Pharmaceuticals International, plc  
Attention: Secretary  
c/o Kiniksa Pharmaceuticals Corp.  
100 Hayden Avenue  
Lexington, MA 02421

**Where You Can Find More Information**

---

We are required to file annual, quarterly and current reports, proxy statements and other information with the SEC. Statements contained in this proxy statement as to the contents of any contract or other document referred to are not necessarily complete and in each instance, if such contract or document is filed as an exhibit to the Annual Report, reference is made to the copy of such contract or other document filed as an exhibit to the Annual Report, each statement being qualified in all respects by such reference. In addition, the SEC maintains an Internet website that contains reports, proxy statements and other information about issuers, like us, that file electronically with the SEC. The address of that site is <http://www.sec.gov>. We also maintain an Internet site at [www.kiniksa.com](http://www.kiniksa.com). We make available on our Internet website free of charge our annual reports on Form 10-K, quarterly reports on Form 10-Q and current reports on Form 8-K as soon as practicable after we electronically file such reports with the SEC. Our website and the information contained therein or connected thereto shall not be deemed to be incorporated into this proxy statement.

---

## Annex A—Directors' Remuneration Report

---

---

### Directors' Remuneration Report

---

---

#### Annual Statement from the Chair of the Compensation Committee

---

Dear Shareholders,

As the current Chair of the Compensation Committee (the “**Committee**”) of the Board of Directors (the “**Board**”) of Kiniksa International (including, as applicable, its predecessor entity, Kiniksa Pharmaceuticals, Ltd., and its consolidated subsidiaries), I am pleased to present, on behalf of the Board, the Directors' Remuneration Report for the year ended 31 December 2025 (the “**Remuneration Report**”).

The Company's Remuneration Report and Directors' Remuneration Policy will be subject to an advisory vote at the forthcoming 2026 AGM on 29 May 2026.

#### **Introduction**

2025 was an exceptional year for Kiniksa. ARCALYST uptake in recurrent pericarditis grew throughout the year, with approximately 18% of the multiple-recurrence target population on active ARCALYST therapy as of the end of 2025 (compared to approximately 13% as of the end of 2024). Further, our team achieved ARCALYST net product revenue of \$677.6 million in 2025, representing 62% year-over-year growth. We also advanced our clinical portfolio, initiating our Phase 2/3 clinical trial of KPL-387 in recurrent pericarditis, which we believe has the potential to offer monthly subcutaneous self-administration in a liquid formulation. We believe that such a drug, if approved, could expand the recurrent pericarditis market by offering an additional treatment option for recurrent pericarditis patients. Further, we have continued our pre-clinical work on KPL-1161 and expect to initiate a Phase 1 first-in-human trial by the end of 2026. Further, our organization has maintained a strong financial position that we believe will enable additional value-creating opportunities in the future. At Kiniksa, our goal is first and foremost to deliver life-changing therapies to patients with unmet medical needs and it is through the guidance of our Board and performance of our executive team that we aim to do so.

As a Nasdaq listed biopharmaceutical company with operations across the world, we operate within a global marketplace for talent. This market is competitive, especially in the United States where the bulk of our workforce is located. The Committee, with assistance from its independent compensation consultant, references the United States market as the leading indicator for healthcare remuneration levels and practices. Its goal is to attract and retain leading executive talent that can deliver on our goals to provide long-term, sustainable growth for our shareholders and life-changing therapies to our patients.

The Committee additionally considers other compensation frameworks, including guidance from proxy advisory firms, our investors and the principles of the UK Corporate Governance Code, when making decisions on director and executive compensation.

#### **Key Decisions and Activities in the Year Ended 31 December 2025**

In the year ended 31 December 2025, the Committee has undertaken the following key decisions and activities:

- Implemented a long-term incentive plan (the “KPL-387 LTIP”) underneath the 2018 Plan (as defined below) pursuant to which cash awards, PSUs (as defined below) and performance share options “PSOs”) were granted to our employees, including the Executive Director, to incentivize development and eventual commercialization of KPL-387;

Annex A—Directors' Remuneration Report

- Considered the Company's achievement of its 2025 corporate goals, and determined the applicable bonus payout for the Executive Director and the Company's executive leadership team;
- Considered input from the Committee's independent compensation consultant, as well as listened to feedback from proxy advisory firms and our investors, to set the pay levels for the Executive Director, the non-Executive Directors, and the Company's executive leadership team;
- Worked with the Committee's independent compensation consultant to review and update the Company's compensation peer group;
- Assessed the independence and suitability of the Company's independent compensation consultant;
- Served as administrator of the Company's equity incentive programs, including the 2018 Employee Share Purchase Program (the "ESPP"), 2015 Equity Incentive Plan (the "2015 Plan") and the 2018 Equity Incentive Plan (including, as applicable its UK Sub-Plan, the "2018 Plan") and assessed the anticipated adequacy of share reserves under such equity incentive programs; and
- Setting the Policy (as defined below).
- Reviewed and approved the Company's biannual grant of share options and restricted share units ("RSUs") to its employees;
- Reviewed and approved the annual grant of performance share units ("PSUs") to the Company's senior executive leadership team;
- Considered and approved awards of share options and RSUs to newly hired employees at or above the VP-level and delegated authority to the Executive Director to make awards of share options and RSUs to the Company's other newly hired employees; and
- Reviewed the Committee's charter and recommended changes to the Board for approval.

***A Summary of Substantial Changes Relating to Directors' Remuneration During the Year***

As part of its duties, the Committee regularly consults prevailing market compensation practices and makes necessary adjustments to our Directors' remuneration packages. Beginning in 2024, the Committee introduced PSUs to the Executive Director's long-term equity incentive award remuneration in order to further align our Executive Director's interests with that of our shareholders. In 2025, the Committee implemented PSOs as part of the KPL-387 LTIP in order to add an additional performance-based compensation element to our Executive Director's pay mix. In addition, in January 2026, the Committee reviewed and approved increases to our Non-Executive Directors' equity remuneration, which we believe will offer a competitive pay package compared to our compensation peer group and industry. Further details can be found below under "Proposed Application of the Policy for the Year Ending 31 December 2026".

This has been a momentous year for the Company and its employees. We hope you find the information in this report helpful. There will be an opportunity to address any questions you may have at the 2026 AGM.

Yours gratefully,



Kimberly Popovits  
Chair of the Committee  
18 March 2026

## Remuneration Policy

---

*The information provided in this part of the Directors' Remuneration Report is not subject to audit.*

This part of the Remuneration Report sets out the Company's Directors' Remuneration Policy (the "Policy"), which will be submitted for shareholder approval in a binding vote at the 2026 AGM, to be held on 29 May 2026 and, if approved, will replace the Directors' Remuneration Policy approved at the Company's 2025 AGM. The only changes, as outlined below, are to the value of subsequent awards given to our non-Executive Directors. There were no changes to our compensation policies with respect to our Executive Director.

If approved, the Policy will be effective from the date of the 2026 AGM for a maximum of three years, or until a revised policy is approved by shareholders. There will continue to be an advisory vote on the Directors' Remuneration Report presented at our AGMs on an annual basis.

### Overview of Policy

The Policy set out herewith will apply to our:

- Employee Directors appointed to the Board ("**Executive Directors**"); and
- Non-Employee Directors appointed to the Board ("**Non-Executive Directors**").

Currently, our Chairman and Chief Executive Officer, Sanj K. Patel, is the only Executive Director on the Board. However, the Policy will apply equally to any additional Executive Directors who may be appointed to the Board in the future. All other Directors currently serving on our Board are Non-Executive Directors. The other executive officers of the Company for whom we report remuneration information in our filings with the SEC are not subject to the Policy and are not required to be reported on as part of the Directors' Remuneration Report, except for the period of time in the year ended 31 December 2024 where certain of our executive officers temporarily served as Directors prior to the Redomiciliation.

### Summary of Policy—Executive Directors

The Policy, as it applies to Executive Directors, is designed to attract and retain Executive Directors and motivate them to enhance long-term shareholder value. The Policy is designed to reward and drive both short-term and long-term performance, mitigate against undue risk and align the financial interests of our Executive Directors with those of our shareholders. As a United States-centered business with senior executives based in the United States, the Policy reflects remuneration practices in the United States, which we believe will help the Company compete effectively in its primary market for talent.

The primary elements of the Policy applicable to the Executive Director are base salary, annual performance bonuses and long-term equity-based compensation awards. Our Executive Director is also eligible to participate in employee benefit plans and programs that we offer to our executive officers and full-time employees on the same basis, including participation in our retirement plan. We believe the Policy strikes an appropriate balance between the implementation of responsible, measured remuneration practices and the effective provision of incentives for our Executive Director to exert his best efforts for our success.

The Committee reviews and approves, or recommends to the Board for approval, the remuneration of the Executive Director on an annual basis. As part of its review, the Committee reviews corporate goals and objectives relevant to the remuneration of the Executive Director and evaluates the performance of the Executive Director in light of such goals and objectives. In addition, the Committee reviews whether any changes to the Policy are required, taking into account the needs of the Company and the evolving state of its competitive environment, while recognizing the need for remuneration practices to align with UK rules and regulations.

Annex A—Directors' Remuneration Report

The policy table set out below describes the Company's proposed future remuneration policy for the Executive Director and explains how each element of the remuneration packages will operate.

Purpose and Link to Strategy	Operation	Maximum	Performance Targets
<b>Base Salary</b>			
<p><b>Base salary is intended to provide a fixed component of remuneration reflecting the Executive Director's skill set, experience, role and responsibilities. The base salary for the Executive Director, as for other members of senior management, has generally been set at levels deemed necessary to attract and retain such individuals.</b></p>	<p>The Committee reviews and approves, or recommends to the Board for approval, the base salary of the Executive Director each year. As part of its review, the Committee reviews the Company's corporate goals and objectives relevant to the remuneration of the Executive Director and evaluates the individual performance of the Executive Director in light of such goals and objectives. The Committee additionally consults prevailing market practice among the Company's compensation peer group (composed primarily of US biotechnology companies with similar portfolios, commercial operations and/or market capitalization) and within the Company's industry with respect to compensation matters. The Committee retains discretion to adjust the base salary of the Executive Director as necessary to attract and retain such individual, or in conjunction with any changes to job responsibilities or to reflect experience within the role.</p>	<p>There is no prescribed maximum level of base salary or annual salary increase. In determining annual base salary, including any increase to base salary, the Committee will consider the factors set out under "Operation".</p>	<p>None.</p>
<b>Annual Cash Incentive Remuneration</b>			
<p><b>We offer our Executive Director the opportunity to earn an annual performance bonus to compensate him for attaining short-term company goals as approved by our Committee and/or Board relating to our overall business and strategy and for his individual performance. The annual performance bonus is paid entirely in cash.</b></p>	<p>Our Executive Director is eligible to earn an annual cash bonus at a specified target bonus opportunity, as established by the Committee, with the actual bonus paid determined by the Committee based on achievement of corporate and individual performance targets.</p> <p>Annual corporate performance goals are reviewed by the Committee and the Board each year, with performance against such objectives assessed at the end of the year. In approving the corporate performance goals each year, the Committee endeavors to set goals that are reasonably achievable with strong performance by the Company.</p> <p>Corporate goals are weighted by the Committee in proportion to their degree of importance for the Company. Based upon the Company's performance against such goals, the Committee will make a decision as to the Executive Director's bonus payout.</p>	<p>There is no formal maximum to the amount that may be paid to the Executive Director as part of his annual bonus.</p> <p>In 2025, the target bonus of our Executive Director was 75% of his base salary. The Committee retains ultimate discretion over the final payout and may award an annual cash bonus above or below this target based upon its evaluation of the Executive Director's and Company's annual performance.</p> <p>While there is not a defined maximum amount of cash bonus that can be approved by the Committee, it exercises discretion to approve bonus payouts reasonable in the context of individual and overall company performance and historically above-target payouts have not exceeded 200% of target bonus.</p>	<p>Each year the Committee reviews with management the corporate goals by which the Company's performance will be assessed. Such goals are tailored to the Company's position, needs and strategy for a given year, though recurring goals include those related to commercial and clinical performance.</p> <p>In 2025, the Committee assessed the performance of the Executive Director against corporate goals related to commercial execution, research and development, business development, compliance and capital preservation as part of its assessment of annual bonus payouts. Details of such analysis are provided elsewhere in this Directors' Remuneration Report, subject to non-</p>

Annex A—Directors’ Remuneration Report

Purpose and Link to Strategy	Operation	Maximum	Performance Targets
			disclosure on the basis of prejudicial and/or commercially sensitive information, including the weighting applied to each goal by the Committee. The Committee has determined that due to such prejudicial and/or commercial sensitivity, it will not disclose such information now or ever.
<b>Equity Incentive Awards</b>			
<p><b>Equity awards align the interests of our Executive Director with long-term shareholder interests and help us to attract and retain employees.</b></p>	<p>Long-term equity incentive awards are granted to our employees, including the Executive Director, in connection with their hiring and have historically been granted on a biannual basis thereafter in accordance with the terms of the 2018 Plan. Biannual grants for the Executive Director include share options, RSUs and, beginning in 2024, PSUs.</p> <p>In addition, the Committee may periodically approve a specialized long-term equity incentive plan pursuant to the 2018 Plan for specific goals. In the year ended 31 December 2025, the Committee approved the KPL-387 LTIP, pursuant to which it granted cash awards, PSUs and PSOs to the Executive Director, in each case contingent on the achievement of milestone goals as described under “Performance Targets”.</p> <p>Share options granted to the Executive Director generally vest and become exercisable as to 25% of the shares underlying the option on the first anniversary of the date of grant and in 36 equal monthly installments thereafter, subject to the Executive Director’s continued service to the Company. RSUs granted to the Executive Director generally vest as to 25% of the RSUs on each of the first, second, third and fourth anniversaries of the date of grant, subject to the Executive Director’s continued service to the Company. PSUs granted to the Executive Director on an annual basis vest after three years with the shares issuable thereto determined based upon performance metrics selected by the Committee at the time of grant. Specialized grants, such as the cash awards, PSUs and PSOs granted pursuant to the KPL-387 LTIP vest, in each case, pursuant to the terms contained in the applicable grant agreement.</p> <p>In addition, the Company maintains</p>	<p>There is no specific maximum set for the grant of annual equity awards pursuant to the 2018 Plan and, as the administrator of the 2018 Plan, the Committee reserves discretion to determine the types and terms of equity awards granted pursuant thereto, including the size and timing of equity grants.</p> <p>When making award determinations pursuant to the 2018 Plan, the Committee will take into account the underlying financial and operational performance of the Company, prevailing practices of the Company’s compensation peer group, potential shareholder dilution caused by grants of equity awards and individual performance by the Executive Director. As a general practice, the Committee endeavors to provide the Executive Director with long-term equity award remuneration with a fair market value (at the date of determination) at the approximately 60th percentile of the fair market value of equity awards granted to chief executive officers in the Company’s compensation peer group, as adjusted in light of the other factors discussed in the foregoing sentence. As described below, the compensation peer group is composed of companies with similar characteristics as the Company, which the Committee believes to be a fair representation of applicable market practice for the remuneration of our Directors.</p> <p>The grant date fair market value of equity awards granted to the Executive Director has historically never exceeded 800% of the value of his then-current annual base salary.</p> <p>At the time of its initial public offering in 2018, which coincided with the adoption of the 2018 Plan, the Company reserved 4,466,500 shares under the 2018 Plan. The 2018 Plan provides that the number of shares reserved and available for issuance under the plan will automatically increase each January 1, beginning on 1 January 2019 and ending on and including 1 January 2028 by an amount equal to 4% of the aggregate number of shares outstanding (on an as-converted basis) on the final day of the immediately preceding</p>	<p>Performance conditions are not typically attached to the vesting of share options or time-based RSUs. Instead, options and RSUs vest over time, pursuant to the terms of the relevant equity award agreement.</p> <p>For PSUs granted to the Executive Director on an annual basis, performance metrics consist of commercial performance and total shareholder return. For cash awards, PSUs and PSOs granted pursuant to the KPL-387 LTIP, performance metrics consisted of milestones related to the submission of a biologics license application and receipt of FDA marketing approval, in each case, for KPL-387 for the treatment of recurrent pericarditis. Specifics of such performance targets, including achievement thresholds, is considered by the Committee to be prejudicial and/or commercially sensitive information. The Committee has determined that due to such prejudicial and/or commercial sensitivity, it will not disclose such information now or ever.</p>

Annex A—Directors' Remuneration Report

Purpose and Link to Strategy	Operation	Maximum	Performance Targets
	<p>the ESPP, which the Executive Director is eligible to participate in on the same terms as other employees.</p>	<p>calendar year or such smaller number of shares as determined by the Board.</p> <p>The ESPP generally allows the Executive Director to save a portion (up to \$25,000 per year) of his salary over a six-month savings period. At the end of the savings period, Class A Shares are automatically purchased at the lower of the closing price of the shares at the day of enrollment or day of purchase for that particular period, minus a 15% discount. The ESPP provides that the number of shares reserved and available for purchase under the plan will automatically increase each 1 January, beginning on 1 January 2019 and ending on and including 1 January 2028 by an amount equal to 1% of the aggregate number of shares outstanding (on an as-converted basis) on the final day of the immediately preceding calendar year or such smaller number of shares as determined by the Board.</p> <p>As of 31 December 2025, there were 5,621,352 Class A shares and 690,063 Class A shares available for future grants under the 2018 Plan and the ESPP, respectively.</p>	
<b>Retirement Plan</b>			
<p><b>We believe our retirement plan enhances the overall desirability of our remuneration package for our Executive Director and further incentivizes him by providing a vehicle for tax-deferred retirement savings.</b></p>	<p>Our Executive Director, who is based in the United States, is eligible to join a 401(k) retirement savings plan on the same terms as other full-time employees.</p> <p>The Executive Director is eligible to receive a Company match consisting of (a) 100% of the first 3% of his salary contributed, plus (b) 50% of the next 2% of his salary contributed.</p>	<p>The maximum contribution under the Company's 401(k) program is 4% of an employee's cash remuneration, subject to statutory limitations on 401(k) plan contributions.</p>	<p>None.</p>
<b>Benefits</b>			
<p><b>We provide market competitive, yet cost-effective employment benefits to the Executive Director in order to enhance the overall desirability of our remuneration package for him.</b></p>	<p>Our Executive Director is eligible to participate in our health and welfare plans, including medical, dental and vision benefits, a healthcare flexible spending account, a dependent care flexible spending account, short-term and long-term disability insurance and life insurance to the same extent as our other full-time employees generally, subject to the terms and eligibility requirements of those plans.</p> <p>The Committee reviews benefits offered from time to time and retains discretion to add or substitute benefits to ensure they remain market competitive.</p>	<p>There is no formal maximum level of benefits provided to the Executive Director, as the value of each benefit is not predetermined and is typically based upon the cost to the Company of providing said benefit, which will vary from year to year based on costs incurred from third-party providers.</p>	<p>None.</p>

**Policy on Payments for Loss of Office—Executive Director**

Sanj K. Patel, our Chairman and Chief Executive Officer, is currently our only Executive Director. Under the terms of his employment agreement, if Mr. Patel's employment with us is terminated as a result of his death or disability, by the Company without cause, or by Mr. Patel for good reason, whether or not in connection with a change in control, he will be entitled to receive (a) a lump sum payment equal to (i) 200% of the sum of

Annex A—Directors' Remuneration Report

his annual base salary and target bonus for the year of termination plus (ii) \$25,000, (b) a prorated portion of his target bonus for the year of termination and (c) any earned, but unpaid, cash annual bonus for the year prior to the year of termination.

If such termination of employment occurs other than during the 12- month period following a change in control, Mr. Patel will be entitled to accelerated vesting of all of his then-unvested time-vesting equity that would have, absent termination, become vested within 18 months following such termination of employment. For avoidance of doubt, any time-vesting equity that would have, absent termination, become vested more than 18 months following the termination will not be entitled to acceleration. If such termination of employment occurs during the 12- month period following a change in control, Mr. Patel will be entitled to full accelerated vesting of all of his then-unvested time-vesting equity. Pursuant to the award agreements governing the terms of Mr. Patel's currently outstanding annually granted PSUs, if Mr. Patel's employment is terminated for "good reason," such PSUs will remain outstanding and become eligible to become earned in accordance with such award agreement, with any earned PSUs prorated based on the number of days Mr. Patel was in office during the performance period. Under the terms of the KPL-387 LTIP, if Mr. Patel is terminated without cause or if Mr. Patel terminates his employment for "good reason" and, within 60 days of the date of termination, the BLA Acceptance Date (as defined in the KPL-387 LTIP) occurs, Mr. Patel will be deemed employed on such date for purposes of the applicable awards.

Mr. Patel's right to receive these severance payments and benefits is subject to his execution and non-revocation of a release of claims for the benefit of Kiniksa and his compliance with certain confidentiality obligations and restrictive covenants.

In the event of a change in control, Mr. Patel will become immediately vested in each outstanding time-vesting equity award granted to him that is not assumed or substituted for in the change in control transaction.

In addition to the above, the Board reserves the right to make such additional severance payments, if any, with respect to the termination of an Executive Director that it considers reasonable under the individual circumstances. We will comply with applicable disclosure and reporting requirements of the SEC with respect to remuneration arrangements with a departing Executive Director.

***Remuneration on Recruitment***

The remuneration package for any new Executive Director will be determined by the Committee in accordance with the terms of the Policy at the time of appointment (including base salary, annual performance target bonus, long-term equity-based compensation awards, retirement plans and benefits). It is recognized that in order to attract and recruit talented individuals, the Policy must allow sufficient flexibility with respect to remuneration on recruitment, and the Committee has reserved discretion to make special provisions tailored to the recruiting situation, including with respect to a potential sign-on bonus, reasonable relocation support and make-whole arrangements for remuneration forfeited from a prior employer (whether on account of cash bonuses, share awards, pension benefits or other forfeited items).

The remuneration package for any new Non-Executive Director will be set in accordance with the terms of our Non-Employee Director Compensation Program, as described below.

***Compensation Peer Group***

Market practices are one of the considerations taken into account by the Committee when determining Director remuneration. In determining compensation, the Committee may peg all or a portion of our Remuneration to a particular percentile of the compensation peer group for a given year, however the Compensation Committee has and will adjust such target percentiles as needed or desired.

In order to ensure our remuneration is competitive the Committee, with the assistance of Compensia, maintains and annually updates a group of peer companies with which to benchmark Director compensation.

Annex A—Directors' Remuneration Report

The Compensation Committee reviews the information provided from internal sources as well as the information provided by Compensia to select our peer group based on comparable biopharmaceutical companies.

For the compensation peer group approved for 2025, the Committee considered the following criteria when selecting peer companies:

- **Primary Criteria**
  - *Industry*: Companies must be either biotechnology or pharmaceutical companies.
  - *Market Capitalization*: Companies must have a 30-day average market capitalization of approximately 25% to 400% of Kiniksa's 30-day average market capitalization.
  - *Stage of Lead Drug*: Companies must be in Phase III development or pending regulatory approval for their lead product candidate or commercializing a drug product.
- **Refinement Criteria**
  - *Revenue*: Annual product revenue of approximately \$100 million to \$1 billion.
  - *Indication*: Primary indications for the company's development portfolio must be auto-immune, auto-inflammatory, cardiovascular and/or rare disease.
  - *Pipeline*: Must have two or more programs in the company's development pipeline.
- **Additional Considerations**
  - *Geography*: US-based companies located outside the San Francisco Bay Area, with a preference for Massachusetts-based companies.
  - *Reverse Peers*: Companies that have named Kiniksa as a peer company.
  - *Peers of Identified Companies*: Companies that are peers of certain specified peers of interest.

Annex A—Directors' Remuneration Report

The 2025 compensation peer group (in alphabetical order) was as follows:

---

Kiniksa 2025 Compensation Peer Group	
Acadia Pharmaceuticals	Agios Pharmaceuticals
Amicus Therapeutics	Apellis Pharmaceuticals
Arcutis Biotherapeutics	Ardelyx
BioCryst Pharmaceuticals	Blueprint Medicines
BridgeBio Pharma	Collegium Pharmaceutical
Corcept Therapeutics	Harmony Biosciences Holdings
Ironwood Pharmaceuticals	MacroGenics
Rhythm Pharmaceuticals	Sage Therapeutics
Supernus Pharmaceuticals	Travere Therapeutics
Ultragenyx Pharmaceutical	Vericel

---

At the time our 2025 compensation peer group was approved in August 2024, our market capitalization was at approximately the 56th percentile of the peer group and our last four quarters' revenue was at approximately the 51st percentile of the peer group.

**Compensation Recovery Policy**

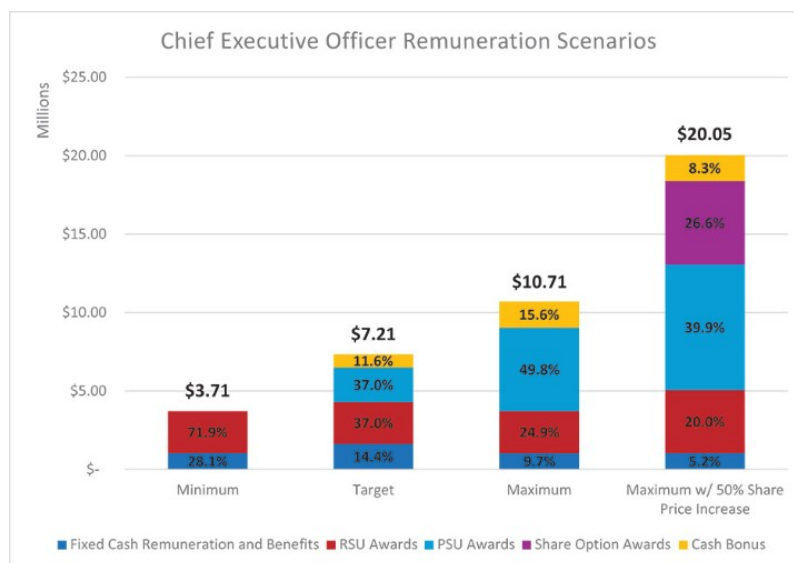
The Company maintains a Policy for the Recovery of Erroneously Awarded Compensation designed to comply with the mandatory compensation "clawback" requirements under Nasdaq rules. Under this policy, which applies to the Executive Director, in the event of certain accounting restatements, we will be required to recover erroneously awarded incentive compensation tied to a financial reporting measure (including measures related to share price and total shareholder return).

The amount of erroneously awarded compensation to be recovered shall equal the excess of the amount actually received over the amount that would have been received had the financial statements been correct in the first instance. Where the financial reporting measure is related to share price or total shareholder return, the Committee shall make a reasonable estimate of the effect of the accounting restatement upon the share price or total shareholder return and the amount of the compensation to be recovered. The Committee has discretion as to the method for recovering erroneously awarded compensation from the Executive Director, in the event of an accounting restatement.

A portion of our Executive Director's annual bonus is based upon the achievement of certain commercial performance goals. In addition, certain of our Executive Director's outstanding PSUs are based on commercial performance and total shareholder return metrics.

**Application of the Remuneration Policy to Executive Director Remuneration for the Year Ending 31 December 2026**

The chart below shows an estimate of the 2026 remuneration package for the CEO (our sole Executive Director) under three assumed performance scenarios, based on the Policy.



The minimum scenario comprises (a) the CEO's salary, (b) the value of benefits, (c) the value of Company 401(k) matching contributions and (d) the expected market value of RSUs to be granted in the year ended 31 December 2026, which are earned regardless of performance. For more information on the valuation methodology of our long-term equity awards, including RSUs, see footnote (1) to the Single Total Figure of Remuneration Table below.

The target scenario comprises the pay set out under the minimum scenario, plus (a) a cash bonus payout at target, consisting of 75% of salary and (b) the value of PSUs to be granted in the year ended 31 December 2026 as if they had vested at the target level of 100% within such year.

The maximum scenario comprises the pay set out under the minimum scenario, plus (a) an illustrative cash bonus payout at 150% of the CEO's salary and (b) the value of PSUs to be granted in the year ended 31 December 2026 as if they had vested at the maximum level of 200% within such year. While there is not a defined maximum amount of cash bonus that can be approved by the Committee, it exercises discretion to approve bonus payouts reasonable in the context of individual and overall company performance and historically above-target payouts have not exceeded 200% of target bonus.

The maximum scenario with a share price increase comprises the pay set out under the maximum scenario as adjusted by (a) including the market price of share options granted in the year ended 31 December 2026 as if the price of our Class A Shares had increased by 50% from the date of grant, (b) the value of PSUs to be granted in the year ended 31 December 2026 as if they had vested at the maximum level of 200% within such year and the price of our Class A Shares had increased by 50% from the date of grant and (c) the value of RSUs to be granted in the year ended 31 December 2026 as if the price of our Class A Shares had increased by 50% from the date of grant.

Annex A—Directors' Remuneration Report

In each of the above scenarios, the face value of the equity awards used was \$44.39, which is the 30-day trailing average price used to compute Mr. Patel's 2026 long-term equity award grants.

**Summary of Policy—Non-Executive Directors**

We maintain a program (the "**Non-Employee Director Compensation Program**"), which governs the fees and equity awards payable to Non-Executive Directors. Such policy is periodically reviewed by the Committee, which recommends any changes to the Board for approval. The Committee and Board reserve discretion to recommend and approve, respectively, changes to the Non-Employee Director Compensation Program consistent with the duties and obligations of the Directors and in line with market practice.

Non-Executive Directors typically receive an annual retainer paid in cash for their service (depending on their additional membership and chairperson responsibilities with respect to the Board's committees) and an annual grant of equity awards, but they do not receive any performance-based incentive component of remuneration. There are no elements of the Non-Employee Director Compensation Program that are subject to performance conditions, and accordingly there are no provisions for the recovery or withholding of sums.

Annex A—Directors' Remuneration Report

The policy table set out below describes our Non-Employee Director Compensation Program and explains how each element of the remuneration package for Non-Employee Directors operates. In addition, per our Articles of Association, our Directors, including our Non-Executive Directors, may be reimbursed for all reasonable transportation, hotel and other expenses properly incurred by them in the conduct of the Company's business performing their duties as Directors, including in connection with attending and returning from meetings of the Board or any committee of the Board.

Purpose and link to strategy	Operation	Maximum																						
<b>Cash Component</b>																								
<p><b>Cash retainers for Non-Executive Directors are intended to attract and retain high caliber individuals with the requisite experience and knowledge to oversee and advise our Company.</b></p>	<p>Each Non-Executive Director receives an annual retainer of \$50,000 for service on the Board.</p> <p>A Non-Executive Director serving as Chairperson of the Board (or Lead Independent Director in the event that the Chairperson is an Executive Director) is entitled to an annual retainer of \$30,000 for such service, which retainer is in addition to any other fees to which such Non-Executive Director would be entitled.</p> <p>Non-Executive Directors are also entitled to additional annual retainers in connection with their service on the committees of the Board. The chairperson of each committee is entitled to an additional annual cash retainer in connection with such service.</p> <p>Non-Executive Directors' annual fees are set forth in the Company's Non-Employee Director Compensation Program. Detailed information related to amounts payable to Non-Executive Directors, including fees payable for particular committee assignments, are as follows:</p> <table border="1" data-bbox="555 797 1185 1252"> <thead> <tr> <th data-bbox="555 797 959 831">Board Position</th> <th data-bbox="959 797 1185 831">Cash Retainer<sup>(1)</sup></th> </tr> </thead> <tbody> <tr> <td data-bbox="555 831 959 864">Director</td> <td data-bbox="959 831 1185 864">\$50,000</td> </tr> <tr> <td data-bbox="555 864 959 898">Chair or Lead Independent Director</td> <td data-bbox="959 864 1185 898">\$30,000</td> </tr> <tr> <td data-bbox="555 898 959 931">Audit Committee Chair</td> <td data-bbox="959 898 1185 931">\$20,000</td> </tr> <tr> <td data-bbox="555 931 959 965">Compensation Committee Chair</td> <td data-bbox="959 931 1185 965">\$20,000</td> </tr> <tr> <td data-bbox="555 965 959 1021">Nominating and Corporate Governance Committee Chair</td> <td data-bbox="959 965 1185 1021">\$10,000</td> </tr> <tr> <td data-bbox="555 1021 959 1055">Science and Research Committee Chair</td> <td data-bbox="959 1021 1185 1055">\$20,000</td> </tr> <tr> <td data-bbox="555 1055 959 1088">Audit Committee Member</td> <td data-bbox="959 1055 1185 1088">\$10,000</td> </tr> <tr> <td data-bbox="555 1088 959 1122">Compensation Committee Member</td> <td data-bbox="959 1088 1185 1122">\$9,000</td> </tr> <tr> <td data-bbox="555 1122 959 1178">Nominating and Corporate Governance Committee Member</td> <td data-bbox="959 1122 1185 1178">\$5,000</td> </tr> <tr> <td data-bbox="555 1178 959 1234">Science and Research Committee Member</td> <td data-bbox="959 1178 1185 1234">\$9,000</td> </tr> </tbody> </table> <p>(1) Reflects cash retainers effective 1 January 2026, as approved by the Committee and the Board.</p> <p>These amounts are periodically reviewed by the Committee, taking into account the Company's compensation peer group and overall market practice.</p>	Board Position	Cash Retainer <sup>(1)</sup>	Director	\$50,000	Chair or Lead Independent Director	\$30,000	Audit Committee Chair	\$20,000	Compensation Committee Chair	\$20,000	Nominating and Corporate Governance Committee Chair	\$10,000	Science and Research Committee Chair	\$20,000	Audit Committee Member	\$10,000	Compensation Committee Member	\$9,000	Nominating and Corporate Governance Committee Member	\$5,000	Science and Research Committee Member	\$9,000	None
Board Position	Cash Retainer <sup>(1)</sup>																							
Director	\$50,000																							
Chair or Lead Independent Director	\$30,000																							
Audit Committee Chair	\$20,000																							
Compensation Committee Chair	\$20,000																							
Nominating and Corporate Governance Committee Chair	\$10,000																							
Science and Research Committee Chair	\$20,000																							
Audit Committee Member	\$10,000																							
Compensation Committee Member	\$9,000																							
Nominating and Corporate Governance Committee Member	\$5,000																							
Science and Research Committee Member	\$9,000																							

Annex A—Directors’ Remuneration Report

Purpose and link to strategy	Operation	Maximum						
	<p>In addition, Non-Executive Directors may be appointed to one or more ad hoc committees as the need arises.</p> <p>In addition, Non-Executive Directors may be appointed to one or more ad hoc committees as the need arises. In the year ended 31 December 2024, the Board formed a Strategic Transaction Committee, whose members were entitled to receive an annual fee of \$6,300, pro-rated for the number of days that the committee was in existence.</p>							
<b>Equity Component</b>								
<p><b>Equity awards align the interests of our Non-Executive Directors align their interests with long-term shareholder interests and help us retract and retain qualified individuals to serve on our Board.</b></p>	<p>We grant equity awards, consisting of share options and RSUs, to our Non-Executive Directors in order to align their interests with those of our shareholders. Non-Executive Directors’ initial and annual equity grants are set forth in the Company’s Non-Employee Director Compensation Program. Initial grants are awarded on the date of the Non-Executive Director’s appointment and annual equity grants are granted on the date of each year’s AGM. For the year ended 31 December 2026, (a) the value of initial grants for each Non-Executive Director was increased from \$600,000 to \$700,000 and (b) the value of annual grants for each Non-Executive Director was increased from \$340,000 to \$400,000, in each case subject to our shareholders’ approval at the 2026 AGM.</p> <p>The share options granted upon a Non-Executive Director’s initial election or appointment vest and become exercisable (a) as to one-third of the shares on the first anniversary of the date of grant and (b) as to the remainder in twenty-four substantially equal monthly installments thereafter, generally subject to the Non-Executive Director continuing in service through the applicable vesting date. The share options granted annually to Non-Executive Directors vest and become exercisable in twelve substantially equal monthly installments following the date of grant, with the last installment vesting on the earlier of (a) the anniversary of the date of grant or (b) the date of the AGM in the following year, generally subject to the director continuing in service through the applicable vesting date.</p> <p>RSUs granted to our Non-Executive Directors under the program vest (a) as to initial awards, as to one-third of the RSUs subject to such award on each anniversary of the date of grant and (b) as to subsequent awards, as to 100% of the RSUs subject to such award on the earlier of (i) the anniversary of the date of grant or (ii) the date of the AGM in the following year, generally subject in each case to the Non-Executive Director continuing in service through the applicable vesting date.</p> <p>Equity awards issuable to Non-Executive Directors, on appointment and annually thereafter, is as follows:</p> <table border="1" data-bbox="555 1200 1184 1301"> <thead> <tr> <th></th> <th>Equity Award<sup>(1)(2)</sup></th> </tr> </thead> <tbody> <tr> <td>Initial Award</td> <td>\$700,000</td> </tr> <tr> <td>Subsequent Award</td> <td>\$400,000</td> </tr> </tbody> </table> <p>(1) Reflects equity award values as approved by the Committee and the Board following 31 December 2025, subject to our shareholders’ approval at our 2026 AGM.</p>		Equity Award <sup>(1)(2)</sup>	Initial Award	\$700,000	Subsequent Award	\$400,000	None.
	Equity Award <sup>(1)(2)</sup>							
Initial Award	\$700,000							
Subsequent Award	\$400,000							

Annex A—Directors' Remuneration Report

Purpose and link to strategy	Operation	Maximum
	(2) Award reflects such value, divided by the Black-Scholes value of a Class A Share, rounded down to the nearest whole share. Such grants shall not exceed 93,300 Class A Shares with respect to Initial Awards and 53,600 Class A Shares with respect to Subsequent Awards.	
<b>Other Remuneration</b>		
<b>To compensate Non-Executive Directors who provide services over and above those expected for their position.</b>	From time to time, we may enter into additional compensatory arrangements with our Non-Executive Directors in connection with the provision of services beyond the typical scope of their service. Such compensatory arrangements will be reviewed and approved by the Committee and the Board, with the interested Non-Executive Director abstaining from such review and approval.	None.

The foregoing is qualified in its entirety by the Company's current Non-Employee Director Compensation Program, as may be amended from time to time.

**Policy for the Chair**

The position of Chairperson of the Board is currently held by our CEO. So long as the position of Chairperson is held by an employee of the Company, it is not entitled to any fees owing to such title. Such fees, currently \$30,000, will instead be payable to a Non-Executive Director designated as our Lead Independent Director. In the event that the position of Chairperson is held by a Non-Executive Director, the Company would compensate the Chairperson for their role and services as set forth in our Non-Executive Director Compensation Program, which is outlined above.

**Policy for Service**

The Company does not maintain employment contracts or letters of appointment with our Non-Executive Directors. Instead, in accordance with the Company's Articles of Association, Non-Executive Directors are elected by the Company's shareholders for a three-year term of office, and successors to the class of Directors whose term expires at a given AGM are elected for a subsequent three-year term. Non-Executive Directors may resign at any time, with their vacancy to be filled by the remaining Directors, and any Director so appointed shall hold office only until the next following annual general meeting. Non-Executive Directors do not have any notice periods prior to termination of service and are not generally entitled to any compensation on termination. However, immediately prior to any Change of Control event (as defined in the 2018 Plan), all outstanding option awards and RSU awards previously granted to a Non-Executive Director shall vest in full, to the extent outstanding at such time. The Committee also reserves the right to accelerate vesting of any unvested equity awards upon the resignation or termination of a Non-Executive Director.

**Legacy Arrangements**

For the duration of this Policy, the Company will honour any remuneration and/or severance commitments made in respect of current or former Directors before the date on which either (a) the Policy becomes effective; or (b) an individual becomes a Director, even where not consistent with the Policy set out in this report or prevailing at the time such commitment is fulfilled. Details of any payments to former Directors will be set out in the annual Directors' Report on Remuneration as they arise. For the avoidance of doubt, all outstanding historic equity awards that were granted prior to the Policy's effective date remain eligible to vest based on their original terms.

Annex A—Directors' Remuneration Report

**Statement of Consideration of Employees' Pay and Remuneration Conditions Elsewhere in the Group**

The Committee periodically reviews with management the Company's strategies related to human capital management, including remuneration and benefits as they relate to the Company's talent acquisition and retention strategy. As appropriate, the Committee considers the pay and conditions of the broader employee workforce in the Group when making remuneration-related decisions for the Directors. However, no specific consultation with employees has been undertaken in respect of the design of the Company's Policy to date.

**Statement of Consideration of Shareholder Views**

The Board and Committee value the opinions of our shareholders. The Committee considered the outcome of the Company's non-binding, advisory vote on the remuneration of its named executive officers (the "Say-on-Pay" vote) when developing the Policy. The Policy was also approved by the full Board. The Committee also considers shareholder feedback, including the results of the Say-on-Pay vote, when evaluating the Company's remuneration policies and practices and making future remuneration decisions. The Company typically holds a Say-on-Pay vote annually in connection with its AGM.

**Annual Report on Remuneration**

**Single Total Figure of Remuneration of each Director (audited)**

In the full year ended 31 December 2025, the Directors received the following remuneration (inclusive of remuneration paid prior to the Redomiciliation). Michael Megna, Ross Moat and Mark Ragosa served as Directors during the period from Kiniksa International's formation in April 2024 until the Redomiciliation. Remuneration for such individuals is included only for such periods. The base salary, benefits and retirement plan columns reflect the amount actually received during such service period. All other columns have a value of nil as no relevant compensation was received during such period.

Name	Year ending 31 December	Base Salary (\$)	Benefits (\$)	Bonus (\$)	Restricted Share Awards (\$) <sup>(1)</sup>	Long-term Incentive Awards (\$) <sup>(1)</sup>	Retirement Plan (\$) <sup>(2)</sup>	Other (\$)	Total variable remuneration (\$)	Total fixed remuneration (\$)	Total Remuneration (\$)
<b>Executive Directors</b>											
Sanj K. Patel	2025	943,129	32,672 <sup>(3)</sup>	1,284,065	3,798,021	—	14,000	—	5,062,086	989,801	6,071,887
	2024	899,371	32,417 <sup>(4)</sup>	730,739	1,117,760	—	13,800	—	1,848,499	945,588	2,794,087
Michael Megna	2025	—	—	—	—	—	—	—	—	—	—
	2024	81,238	7,255 <sup>(5)</sup>	—	—	—	2,451	—	—	90,944	90,944
Ross Moat	2025	—	—	—	—	—	—	—	—	—	—
	2024	111,650 <sup>(6)</sup>	4,892 <sup>(6)(7)</sup>	—	—	—	10,540 <sup>(6)</sup>	—	—	127,082 <sup>(6)</sup>	127,082
Mark Ragosa	2025	—	—	—	—	—	—	—	—	—	—
	2024	109,013	7,286 <sup>(8)</sup>	—	—	—	2,987	—	—	119,286	119,286
<b>Non-Executive Directors</b>											
Felix J. Baker	2025	93,999	—	—	81,479	—	—	—	81,479	93,999	175,478
	2024	91,350	—	—	62,540	—	—	—	62,540	91,350	153,890
Stephen R. Biggar	2025	68,999	—	—	81,479	—	—	—	81,479	68,999	150,478
	2024	55,600	—	—	62,540	—	—	—	62,540	55,600	118,140
M. Cantey Boyd	2025	59,000	—	—	81,479	—	—	—	81,479	59,000	140,479
	2024	11,575	—	—	115,790	—	—	—	115,790	11,575	127,365
G Bradley Cole	2025	59,999	—	—	81,479	—	—	—	81,479	59,999	141,478
	2024	49,000	—	—	62,540	—	—	—	62,540	49,000	111,540
Richard S. Levy	2025	69,998	—	—	81,479	—	—	59,991 <sup>(9)</sup>	111,470	99,998	211,468
	2024	53,400	—	—	62,540	—	—	89,982 <sup>(10)</sup>	107,522	98,400	205,922
Thomas R. Malley	2025	74,999	—	—	81,479	—	—	—	81,479	74,999	156,478
	2024	65,575	—	—	62,540	—	—	—	62,540	65,575	128,115
Tracey L. McCain	2025	59,999	—	—	81,479	—	—	—	81,479	59,999	141,478
	2024	49,000	—	—	62,540	—	—	—	62,540	49,000	111,540
Kimberly J. Popovits	2025	69,999	—	—	81,479	—	—	—	81,479	69,999	151,478
	2024	49,650	—	—	62,540	—	—	—	62,540	49,650	112,190
Barry D. Quart	2025	77,999	—	—	81,479	—	—	—	81,479	77,999	159,478
	2024	63,175	—	—	62,540	—	—	—	62,540	63,175	125,715
<b>Non-Executive Director Total</b>											
	2025	634,991	—	—	733,311	—	—	59,991	763,302	664,991	1,428,293
	2024	488,325	—	—	616,110	—	—	89,982	661,092	533,325	1,194,417
<b>Total</b>	2025	1,578,120	32,672	1,284,065	4,531,332	—	14,000	59,991	5,845,388	1,654,792	7,500,180

Annex A—Directors' Remuneration Report

2024	1,689,597	51,850	730,739	1,733,870	—	29,778	89,982	2,509,591	1,816,225	4,325,816
------	-----------	--------	---------	-----------	---	--------	--------	-----------	-----------	-----------

- (1) The Directors receive market value share options as part of their remuneration with an exercise price equivalent to the closing price of our Class A Shares on the date of grant. These options are not subject to performance conditions. The Executive Director received PSOs in the year ended 31 December 2025 as part of the KPL-387 LTIP, which are subject to performance conditions and with an exercise price equivalent to the closing price of our Class A Shares on the date of grant. Granted PSOs are disregarded from the value of long-term equity awards in the year of grant and will instead be reflected in the value of long-term equity award remuneration in the year in which the applicable performance criteria are met, if at all. Refer to "Statement of Directors' Shareholder and Share Interests" below. The value of equity based awards in the form of RSUs is based on the market value of the underlying shares on the date of grant. Share price appreciation did not impact the value of awards. Granted PSUs are disregarded from the value of long-term equity awards in the year of grant and will instead be reflected in the value of long-term equity award remuneration in the year in which the applicable performance period ends.
- (2) Reflects Company matching contributions to the applicable person's 401(k) retirement plan and, in the case of Ross Moat only, contributions to a defined benefit pension plan.
- (3) Amount shown represents health insurance (health, dental and vision) (\$29,652) and life and disability insurance (\$3,020).
- (4) Amount shown represents health insurance (health, dental and vision) (\$29,560) and life and disability insurance (\$2,857).
- (5) Amount shown represents health insurance (health, dental and vision) (\$6,709) and life and disability insurance (\$546).
- (6) Original amount in GBP. Amount in table reflects such amount after applying a conversion from GBP to USD using the 2024 average FX rate (£1:\$1.277925).
- (7) Amount shown represents a car allowance. Mr. Moat did not receive insurance-related benefits during the covered period.
- (8) Amount shown represents health insurance (health, dental and vision) (\$6,709) and life and disability insurance (\$576).
- (9) Amount reflects (a) fixed remuneration of cash consulting fees (\$30,000) and (b) variable remuneration of the market value of fully vested RSUs (\$29,991), in each case provided in respect of his consulting services.
- (10) Amount reflects (a) fixed remuneration of cash consulting fees (\$45,000) and (b) variable remuneration of the market value of fully vested RSUs (\$44,982), in each case provided in respect of his consulting services.

**Annual Performance Bonus (audited)**

For the year ended 31 December 2025, the annual bonus for our Executive Director was paid out at a rate of approximately 181% of his bonus target (75% of his base salary), or \$1,284,065, reflecting overall outstanding performance against the goals and metrics reviewed and approved by the Committee.

The Company's 2025 corporate goals are set forth below and reflect the Company's primary focus on executing its commercial strategy for ARCALYST while working to advance its portfolio of developmental assets. Details regarding the primary elements of each goal, its relative weighting, and the primary factors considered when the Compensation Committee considered the Company's performance against such goal are set forth below:

Goal	Weighting	Description of Primary Elements	Primary Factors Considered When Evaluating Performance
ARCALYST	55%	(a) Deliver on Arcalyst commercial performance, including net product revenue; and	(a) The Company's commercial performance was well above expectations. In 2025, the Company initially guided to net product revenue of \$560-\$580 million. Over the course of 2025, the Company increased its ARCALYST net product revenue guidance three times and ultimately delivered net product revenue of \$677.6 million in 2025. The Company's strong commercial execution in 2025 resulted in a 62% growth in ARCALYST sales compared to 2024.

Annex A—Directors' Remuneration Report

Goal	Weighting	Description of Primary Elements	Primary Factors Considered When Evaluating Performance
KPL-387	35%	<p>(b) Deliver on the objectives of the ongoing technology transfer of the ARCALYST drug substance manufacturing process, including (i) completing a process performance qualification campaign, (ii) maintaining the expected timeline towards FDA approval of Samsung Biologics Co., Ltd. ("<b>Samsung</b>") as the manufacturer of ARCALYST drug substance and (iii) maintaining adequate ARCALYST supply.</p> <p>(a) Initiate Phase 2/3 clinical trial with KPL-387; and</p> <p>(b) Advancing KPL-387 development towards a biologics license application filing.</p>	<p>(b) The Company continued to advance the technology transfer of the process for manufacturing ARCALYST drug substance. The Company successfully completed a number of process performance qualification runs with Samsung, maintained its expected timeline towards FDA approval of Samsung as the new ARCALYST drug substance manufacturer and ensured that the Company's clinical and commercial needs for ARCALYST were well-met.</p> <p>The Committee considered this ARCALYST-focused objective to have been achieved far above target.</p> <p>(a) During 2025, the Company substantially completed its ongoing Phase 1 clinical trial of KPL-387 in normal, healthy volunteers. This work enabled the Company to submit an investigational new drug application for a Phase 2/3 clinical trial of KPL-387 in recurrent pericarditis, which it initiated in 2025.</p> <p>(b) The Company's continued clinical development efforts have kept KPL-387 on-track towards its confidential target date for a biologics license application.</p> <p>Overall, the Company substantially advanced its KPL-387 development program, paving the way for a potential commercial launch of the drug. Given the rapid pace of development efforts, the Committee determined that this objective was met above target.</p>

Annex A—Directors' Remuneration Report

<b>Goal</b>	<b>Weighting</b>	<b>Description of Primary Elements</b>	<b>Primary Factors Considered When Evaluating Performance</b>
<i>Advance Pre-Clinical Programs</i>	5%	(a) Advance the Company's announced and unannounced pre-clinical assets	(a) The Company continued to advance both its public and confidential research and development candidates. With respect to KPL-1161, the Company's only public preclinical asset as of 31 December 2025, the Company identified a preclinical lead candidate, completed pre-clinical pharmacokinetics studies and initiated master cell bank production.  The Committee determined that the Company met this goal at target.
<i>Business Development and Corporate Structure</i>	5%	Create opportunities for increasing corporate value, including (a) evaluating external business development transactions aligned with the Company's strategy and vision for value generation and (b) initiating and running the partnering process for abiprubart.	This goal included activities beyond the scope of the Company's commercial and pipeline developmental functions. The Company's business development functions evaluated a number of opportunities, both transformational and value-additive, in 2025. While the Company did not announce any major transactions, it nonetheless met with, analyzed and negotiated a number of potential deals during the year. Further, the Company initiated a partnering process for abiprubart to identify a partner best able to unlock the value of the asset. Based on all of the above, the Committee determined that this goal was met at target.

When evaluating the Company's achievement of its 2025 corporate goals, the Committee also considered the extent to which the Company remained compliant on conduct and ethics, value-driven, effective and well-capitalized. Such characteristics are fundamental to the Company's corporate values and necessary for the satisfactory accomplishment of its short- and long-term strategic vision. The Committee additionally considered the strategic development of the Company's intellectual property portfolio as necessary to protect its assets and whether the Company was able to attract and retain a talented team of employees. In 2025, the Committee viewed favorably the Company's ability to successfully accomplish its stated goals while adhering to its corporate values, retaining its workforce, protecting its assets, and weathering a turbulent market for US-based biopharmaceutical companies through smart capital allocation.

**Annual Restricted Share Awards and Long-Term Incentive Awards (audited)**

In the year ended 31 December 2025, all Non-Executive Directors received grants of share options and RSUs in connection with our 2025 AGM. Dr. Levy received a grant of fully vested RSUs in connection with consulting services performed for the Company.

Annex A—Directors' Remuneration Report

Our Executive Director received two grants of share options and RSUs in connection with our biannual awards to our employees, as well as a single grant of PSUs with metrics consisting of ARCALYST commercial performance and total shareholder return. The number of shares underlying long-term equity awards granted in a given year is set by the Committee in advance with reference to a value based on market data, industry practice and the need for retention and recognition of performance. Because the value of our Class A Shares may fluctuate between the time the Committee sets the award amount and the date of grant, such long-term equity awards may have a valuation either higher or lower than initially set.

The performance of granted PSUs are assessed by the Committee in following their three-year performance period (e.g., PSUs granted in 2025 are assessed in 2028), whereupon the total number of Class A Shares to be issued thereto will be determined, not to exceed 200% of the number of PSUs granted to the Executive Director.

**Performance Share Awards and Long-Term Incentive Awards under the KPL-387 LTIP (audited)**

In the year ended 31 December 2025, our Executive Director received grants of cash awards, PSUs and PSOs pursuant to the KPL-387 LTIP. Each award vests, if at all, upon the achievement of certain specified development and regulatory milestones and are subject to earnout percentages based upon the date of applicable milestone achievement.

**Payments to Past Directors (audited)**

During the years ended 31 December 2025 and 2024, no payments were made to past Directors.

**Payments for Loss of Office (audited)**

During the years ended 31 December 2025 and 2024, no payments were made to Directors for loss of office.

**Statement of Directors' Shareholder and Share Interests (audited)**

The Company does not maintain share ownership guidelines for its officers or directors. The table below details the total number of shares owned (including their beneficial interests), the total number of share options held, the number of share options vested but not yet exercised, the total number of RSUs held and the total number of PSUs (assuming target performance) held as of 31 December 2025, as applicable.

Name	As-Converted Shares owned as of 31 December 2025	Share Options Owned as of 31 December 2025				RSUs Owned as of 31 December 2025	PSUs Owned as of 31 December 2025
		Total Share Options	Unvested Share Options	Vested but Unexercised Share Options	Unvested PSOs		
<b>Executive Directors</b>							
Sanj K. Patel	1,747,749 <sup>(1)</sup>	2,941,864 <sup>(2)</sup>	624,968	2,316,896	26,238	152,200	194,111 <sup>(3)</sup>
<b>Non-Executive Directors</b>							
Felix J. Baker	31,702,828 <sup>(4)(5)</sup>	181,591	8,398	173,193	—	2,799	—
Stephen R. Biggar	12,546	181,591	8,398	173,193	—	2,799	—
M. Cantley Boyd	1,577	45,182	25,743	19,439	—	5,952	—
G. Bradley Cole	12,546	163,276	8,398	154,878	—	2,799	—
Richard S. Levy	18,474	182,036	8,398	173,638	—	2,799	—
Thomas R. Malley	84,513 <sup>(6)(7)</sup>	54,598	8,398	46,200	—	2,799	—
Tracey L. McCain	12,546	208,579	8,398	200,181	—	2,799	—
Kimberly J. Popovits	12,546	144,071	8,398	135,673	—	2,799	—
Barry D. Quart	12,546 <sup>(8)</sup>	162,831	8,398	154,433	—	2,799	—
<b>Total</b>	<b>33,617,871</b>	<b>4,265,619</b>	<b>717,895</b>	<b>3,547,724</b>	<b>26,238</b>	<b>180,544</b>	<b>194,111</b>

(1) Consists of (a) 60,000 Class A Shares held by the Patel Family Irrevocable Trust of 2025 (the "Patel Family Trust"), for which Mr. Patel acts as the trustee, (b) 109,795 Class A Shares held by the Marina 2016 Irrevocable Trust u/d/t June 23, 2016 (the

Annex A—Directors' Remuneration Report

"Marina Trust"), for which Mr. Patel acts as the trustee, (c) 51,794 Class A Shares held by held by The Anglia 2013 Revocable Trust, u/d/t August 15, 2013 (the "Anglia Trust"), for which Mr. Patel acts as the trustee and (d) 1,526,160 Class B ordinary shares ("Class B Shares") held by the Anglia Trust.

- (2) In the year ended 31 December 2025, Mr. Patel exercised and sold a total of 357,555 share options, which were originally granted on dates ranging from December 2015 to June 2017 with exercise prices ranging from \$1.59 to \$3.80. On 7 May 2025, Mr. Patel sold 1,965 shares for a per share average weighted price of \$27.00. On 8 May 2025, Mr. Patel sold 101 shares for a per share average weighted price of \$27.00. On 9 May 2025, Mr. Patel sold 6,029 shares for a per share average weighted price of \$27.05. On 13 May 2025, Mr. Patel sold 2,872 shares for a per share average weighted price of \$27.03. On 20 May 2025, Mr. Patel sold 2,349 shares for a per share average weighted price of \$27.02. On 23 May 2025, Mr. Patel sold 4,837 shares for a per share average weighted price of \$27.00. On 27 May 2025, Mr. Patel sold 19,317 shares for a per share average weighted price of \$27.01. On 28 May 2025, Mr. Patel sold 62,116 shares for a per share average weighted price of \$27.33. On 20 October 2025, Mr. Patel sold 98,934 shares for a per share average weighted price of \$38.81 and 22,314 shares for a per share average weighted price of \$39.32. On 21 October 2025, Mr. Patel sold 39,331 shares for a per share average weighted price of \$38.77. On 22 October 2025, Mr. Patel sold 97,390 shares for a per share average weighted price of \$38.83.
- (3) Reflects PSU vesting at maximum payout. Depending on the outcome of the approved performance metrics for the PSUs, the number of Class A Shares that may ultimately be issued ranges from a minimum issuance of 0% to a maximum issuance of 200% for annually granted PSUs and 0% to 100% for PSUs granted pursuant to the KPL-387 LTIP.
- (4) Consists of (a) 2,700,597 Class A Shares held by Baker Brothers Life Sciences, L.P. ("BBLs"), (b) 98,980 Class A Shares held by 667, L.P. ("667" and with BBLs, the "Baker Funds"), (c) 11,638,314 Class A1 ordinary shares ("Class A1 Shares") held by BBLs, (d) 1,143,650 Class A1 Shares held by 667, (e) 14,658,102 Class B1 ordinary shares ("Class B1 Shares") held by BBLs, (f) 1,399,516 Class B1 Shares held by 667, (g) 27,386 Class A Shares held by Felix J. Baker, (h) 12,546 Class A Shares held by Stephen R. Biggar, (i) 1,577 Class A Shares held by M. Cantey Boyd, (j) 14,840 Class A Shares held by Julian C. Baker and (k) 7,320 Class A Shares held by FBB3 LLC ("FBB3").
- (5) Baker Bros. Advisors LP (the "Advisor") is the investment advisor to the Baker Funds and has the sole voting and investment power with respect to the securities held by the Baker Funds and thus may be deemed to beneficially own such securities. Baker Bros. Advisors (GP) LLC (the "Advisor GP") is the sole general partner of the Advisor and thus may be deemed to beneficially own the securities held by the Baker Funds. The managing members of the Advisor GP are Julian C. Baker and Felix J. Baker, who may be deemed to beneficially own the securities held by the Baker Funds. Julian C. Baker, Felix J. Baker, the Advisor and the Advisor GP disclaim beneficial ownership of all shares held by the Baker Funds, except to the extent of their indirect pecuniary interest therein. The policy of the Baker Funds and the Advisor does not permit managing members of the Advisor GP or full-time employees of the Advisor to receive compensation for serving as Directors of Kiniksa, and the Baker Funds are instead entitled to the pecuniary interest in any compensation received for their service. Felix J. Baker and Stephen R. Biggar have no direct voting or dispositive power and no pecuniary interest in the share options or the RSUs. Julian C. Baker and Felix J. Baker are the sole managers of FBB3 and by policy they do not transact in or vote our securities held by FBB3. The Advisor, the Advisor GP, Felix J. Baker and Julian C. Baker may be deemed to be the beneficial owners of our securities held by the Baker Funds, and may be deemed to have the power to vote, or direct the vote of, and the power to dispose, or direct the disposition of, such securities. Felix J. Baker and Stephen R. Biggar disclaim beneficial ownership of such securities except to the extent of any pecuniary interest therein. The foregoing information is based on a Schedule 13D/A filed on 10 October 2024 and information known to us.
- (6) Includes 71,967 Class A Shares held by Mossrock Capital, LLC ("Mossrock"). Mr. Malley is the president of Mossrock and may be deemed to beneficially own the shares owned by Mossrock.
- (7) In the year ended 31 December 2025, Mr. Malley exercised and sold a total of 177,769 share options, which were originally granted on dates ranging from December 2016 to June 2023 and with exercise prices ranging from \$1.86 to \$15.47. On 12 August 2025, Mr. Malley sold 49,407 shares for a per share average weighted price of \$32.40. On 13 August 2025, Mr. Malley sold 50,129 shares for a per share average weighted price of \$33.32. On 14 August 2025, Mr. Malley sold 78,233 shares for a per share average weighted price of \$33.09.
- (8) In the year ended 31 December 2025, Dr. Quart exercised and sold a total of 47,577 share options, which were originally granted on dates ranging from June 2017 to March 2018 and with exercise prices ranging from \$3.80 to \$10.36. On 9 June 2025, Dr. Quart sold 6,900 shares for a per share average weighted price of \$30.26. On 10 June 2025, Dr. Quart sold 8,212 shares for a per share average weighted price of \$30.36. On 11 June 2025, Dr. Quart sold 12,336 shares for a per share average weighted price of \$30.39. On 15 December 2025, Dr. Quart sold 20,129 shares for a per share average weighted price of \$41.51.

Annex A—Directors' Remuneration Report

The following summarizes the details of the share options, RSUs and PSUs granted in the year ended 31 December 2025.

Name	Grant Date	Option Exercise Price per Share (\$) <sup>(1)</sup>	Face Value of Award <sup>(2)</sup>	Award Type	Granted in 2025	Exercised in 2025	Vesting Terms
<b>Executive Directors</b>							
Sanj K. Patel	2025-04-01	\$ 21.77	\$ 2,996,379	Option	137,638	—	(3)
	2024-09-01	\$ 33.49	\$ 4,609,497	Option	137,638	—	(3)
	2025-04-01	N/A <sup>(4)</sup>	\$ 749,650	RSU	34,435	—	(5)
	2024-09-01	N/A <sup>(6)</sup>	\$ 1,153,228	RSU	34,435	—	(5)
	2025-04-01	N/A <sup>(4)</sup>	\$ 1,499,278	PSU	68,869	—	(7)
	2025-05-01	N/A <sup>(8)</sup>	\$ 221,559	PSU	7,987	—	(9)
	2025-05-01	N/A <sup>(8)</sup>	\$ 232,628	PSU	8,386	—	(9)
	2025-05-01	\$ 27.74	\$ 358,123	PSO	12,910	—	(9)
	2025-05-01	\$ 27.74	\$ 369,719	PSO	13,328	—	(9)
<b>Non-Executive Directors</b>							
Felix J. Baker	2025-06-03	\$ 29.11	\$ 488,990	Option	16,798	—	(10)
	2025-06-03	N/A <sup>(11)</sup>	\$ 81,479	RSU	2,799	—	(12)
Stephen R. Biggar	2025-06-03	\$ 29.11	\$ 488,990	Option	16,798	—	(10)
	2025-06-03	N/A <sup>(11)</sup>	\$ 81,479	RSU	2,799	—	(12)
M. Cantley Boyd	2025-06-03	\$ 29.11	\$ 488,990	Option	16,798	—	(10)
	2025-06-03	N/A <sup>(11)</sup>	\$ 81,479	RSU	2,799	—	(12)
G. Bradley Cole	2025-06-03	\$ 29.11	\$ 488,990	Option	16,798	—	(10)
	2025-06-03	N/A <sup>(11)</sup>	\$ 81,479	RSU	2,799	—	(12)
Richard S. Levy	2025-06-03	\$ 29.11	\$ 488,990	Option	16,798	—	(10)
	2025-06-03	N/A <sup>(11)</sup>	\$ 81,479	RSU	2,799	—	(12)
	2025-07-01	N/A <sup>(13)</sup>	\$ 29,991	RSU	1,101	—	(14)
Thomas R. Malley	2025-06-03	\$ 29.11	\$ 488,990	Option	16,798	—	(10)
	2025-06-03	N/A <sup>(11)</sup>	\$ 81,479	RSU	2,799	—	(12)
Tracey L. McCain	2025-06-03	\$ 29.11	\$ 488,990	Option	16,798	—	(10)
	2025-06-03	N/A <sup>(11)</sup>	\$ 81,479	RSU	2,799	—	(12)
Kimberly J. Popovits	2025-06-03	\$ 29.11	\$ 488,990	Option	16,798	—	(10)
	2025-06-03	N/A <sup>(11)</sup>	\$ 81,479	RSU	2,799	—	(12)
	2025-06-03	\$ 29.11	\$ 488,990	Option	16,798	—	(10)
Barry D. Quart	2025-06-03	\$ 29.11	\$ 488,990	Option	16,798	—	(10)
	2025-06-03	N/A <sup>(11)</sup>	\$ 81,479	RSU	2,799	—	(12)

- (1) The exercise price of a share option corresponds to the closing price of our Class A Shares on the date of grant.
- (2) Face value of award (a) for share options, reflects the option exercise price multiplied by the number of Class A Shares underlying the option, (b) for RSUs, reflects the closing price of our Class A Shares on the date of grant multiplied by the number of Class A Shares underlying the RSUs and (c) for PSUs, reflects the closing price of our Class A Shares on the date of grant multiplied by the number of Class A Shares underlying the PSUs, assuming target payout.
- (3) 25% of the option vests on the first anniversary of the date of grant, generally subject to continued service to Kiniksa. Thereafter the remainder of the option vests in 36 monthly installments, generally subject to continued service to Kiniksa.
- (4) The closing price of our Class A Shares on the date of grant was \$21.77.
- (5) 25% of the RSUs vest on each of the four anniversaries following the date of grant, generally subject to continued service to Kiniksa.
- (6) The closing price of our Class A Shares on the date of grant was \$33.49.
- (7) PSUs represent a contingent right to receive a number of Class A Shares based upon the achievement of certain pre-established performance criteria, as certified by the Committee. PSUs vest after three years. Depending on the outcome of the approved performance metrics for the PSUs, the number of Class A Shares that may ultimately be issued ranges from a minimum issuance of 0% to a maximum issuance of 200% of the PSUs. Specifics of such performance metrics, including achievement thresholds, is considered by the Committee to be prejudicial and/or commercially sensitive information. The Committee has determined that due to such prejudicial and/or commercial sensitivity, it will not disclose such information now or ever.
- (8) The closing price of our Class A Shares on the date of grant was \$27.74.
- (9) PSUs represent a contingent right to receive a number of Class A Shares based upon the achievement of certain pre-established performance criteria, as set forth in the KPL-387 LTIP. The PSUs vest, if at all, after achievement of such performance criteria. Depending on the date of achievement, the number of Class A Shares that may ultimately be issued ranges from a minimum issuance of 0% to a maximum issuance of 100% of the PSUs. Specifics of such performance criteria, including target vesting achievement dates, is considered by the Committee to be prejudicial and/or commercially sensitive information. The Committee has determined that due to such prejudicial and/or commercial sensitivity, it will not disclose such information now or ever.
- (10) The option vests in 12 monthly installments following the date of grant, generally subject to continued service to Kiniksa.
- (11) The closing price of our Class A Shares on the date of grant was \$29.11.
- (12) The RSUs vest in their entirety on the sooner of the anniversary of the date of grant or the date of the 2027 AGM, generally subject to continued service to Kiniksa.
- (13) The closing price of our Class A Shares on the date of grant was \$27.24.
- (14) Granted in connection with Dr. Levy's performance of certain specified consulting services as described elsewhere in this Directors' Remuneration Report. The RSUs vested in their entirety on the date of grant.

Annex A—Directors’ Remuneration Report

The following table sets forth information with respect to the share ownership by our Directors of our Class A Shares, Class A1 Shares, Class B Shares and Class B1 Shares, as of 31 December 2025. Applicable percentage ownership is based on 45,659,424 Class A Shares issued and outstanding, 1,795,158 Class B Shares issued and outstanding, 12,781,964 Class A1 Shares issued and outstanding, and 16,057,618 Class B1 Shares issued and outstanding, each as of 31 December 2025. Each of the shareholders listed has sole voting and investment power with respect to the shares beneficially owned by the shareholder unless noted otherwise, subject to community property laws where applicable.

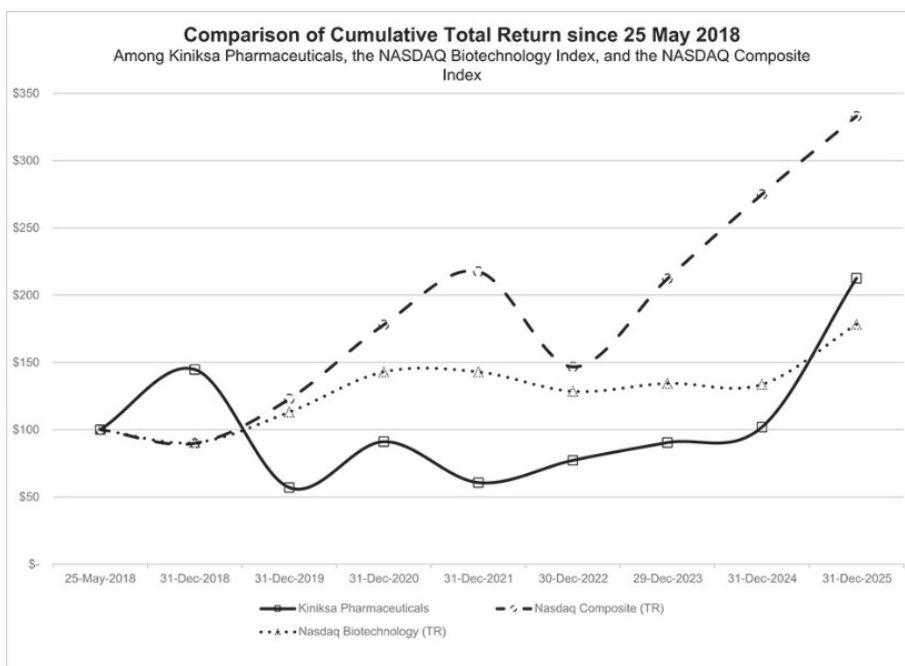
Name	Class A Shares	Class A Shares (%)	Class A1 Shares	Class A1 Shares (%)	Class B Shares	Class B Shares (%)	Class B1 Shares	Class B1 Shares (%)	Total Shares As Converted	Total Shares As Converted (%)
<b>Executive Directors</b>										
Sanj K. Patel	221,589 <sup>(1)</sup>	0.49 %	—	—	1,526,160 <sup>(2)</sup>	85.02 %	—	—	1,747,749	2.29 %
<b>Non-Executive Directors</b>										
Felix J. Baker	2,863,246 <sup>(3)(4)</sup>	6.27 %	12,781,964 <sup>(3)(4)</sup>	100 %	—	—	16,057,618 <sup>(3)(4)</sup>	100 %	31,702,828	41.55 %
Stephen R. Biggar	12,546	0.03 %	—	—	—	—	—	—	12,546	0.02 %
M. Cantey Boyd	1,577	0.00 %	—	—	—	—	—	—	1,577	0.00 %
G. Bradley Cole	12,546	0.03 %	—	—	—	—	—	—	12,546	0.02 %
Rich Levy	18,474	0.04 %	—	—	—	—	—	—	18,474	0.02 %
Thomas R. Malley	84,513 <sup>(5)</sup>	0.19 %	—	—	—	—	—	—	84,513	0.11 %
Tracey L. McCain	12,546	0.03 %	—	—	—	—	—	—	12,546	0.02 %
Kimberly J. Popovits	12,546	0.03 %	—	—	—	—	—	—	12,546	0.02 %
Barry D. Quart	12,546	0.03 %	—	—	—	—	—	—	12,546	0.02 %
<b>Total</b>	<b>3,252,129</b>	<b>7.12 %</b>	<b>12,781,964</b>	<b>100 %</b>	<b>1,526,160</b>	<b>85.02 %</b>	<b>16,057,618</b>	<b>100 %</b>	<b>33,617,871</b>	<b>44.06 %</b>

- (1) Consists of (a) 60,000 Class A Shares held by the Patel Family Trust, (b) 51,794 Class A Shares held by the Anglia Trust and (c) 109,795 Class A Shares held by the Marina Trust.
- (2) Consists of 1,526,160 Class B Shares held by the Anglia Trust.
- (3) Consists of (a) 2,700,597 Class A Shares held by BBLS, (b) 98,980 Class A Shares held by 667, (c) 11,638,314 Class A1 Shares held by BBLS, (d) 1,143,650 Class A1 Shares held by 667, (e) 14,658,102 Class B1 Shares held by BBLS, (f) 1,399,516 Class B1 Shares held by 667, (g) 27,386 Class A Shares held by Felix J. Baker, (h) 12,546 Class A Shares issued to Stephen R. Biggar pursuant to the vesting of certain RSUs awarded in connection with his service as a member of our Board of Directors, (i) 14,840 Class A Shares held by Julian C. Baker, (j) 1,577 Class A Shares issued to M. Cantey Boyd pursuant to the vesting of certain RSUs awarded in connection with her service as a member of our Board of Directors and (k) 7,320 Class A Shares held by FBB3.
- (4) The Advisor is the investment advisor to the Baker Funds and has the sole voting and investment power with respect to the securities held by the Baker Funds and thus may be deemed to beneficially own such securities. Advisor GP is the sole general partner of the Advisor and thus may be deemed to beneficially own the securities held by the Baker Funds. The managing members of the Advisor GP are Julian C. Baker and Felix J. Baker, who may be deemed to beneficially own the securities held by the Baker Funds. Julian C. Baker, Felix J. Baker, the Advisor and the Advisor GP disclaim beneficial ownership of all shares held by the Baker Funds, except to the extent of their indirect pecuniary interest therein. The policy of the Baker Funds and the Advisor does not permit managing members of the Advisor GP or full-time employees of the Advisor to receive compensation for serving as Directors of Kiniksa, and the Baker Funds are instead entitled to the pecuniary interest in any compensation received for their service. Felix J. Baker and Stephen R. Biggar have no direct voting or dispositive power and no pecuniary interest in the share options or the RSUs. Julian C. Baker and Felix J. Baker are the sole managers of FBB3 and by policy they do not transact in or vote our securities held by FBB3. The Advisor, the Advisor GP, Felix J. Baker and Julian C. Baker may be deemed to be the beneficial owners of our securities held by the Baker Funds, and may be deemed to have the power to vote, or direct the vote of, and the power to dispose, or direct the disposition of, such securities. Felix J. Baker, Stephen R. Biggar and M. Cantey Boyd disclaim beneficial ownership of such securities except to the extent of any pecuniary interest therein. The foregoing information is based on a Schedule 13D/A filed on October 10, 2024 and information known to us.
- (5) Consists of (a) 12,546 Class A Shares held by Mr. Malley and (b) 71,967 Class A Shares held by Mossrock. Mr. Malley is the president of Mossrock and may be deemed to beneficially own the shares owned by Mossrock.

**Total Shareholder Return for Kiniksa International’s Class A Shares**

The following graph shows a comparison of the total cumulative returns of an investment of \$100 in cash from 25 May 2018 (the first day that the Company’s Class A Shares became publicly traded) through 31 December 2025 in (i) our Class A Shares, (ii) the Nasdaq Composite Index and (iii) the Nasdaq Biotechnology Index. These comparators were chosen as they reflect (a) with respect to the Nasdaq Composite Index, the relative growth of the market as a whole and (b) with respect to the Nasdaq Biotechnology Index, the relative growth of the Company’s industry. The comparisons in the graph are not intended to forecast or be indicative of the possible future performance of our common shares. The graph assumes that all dividends have been reinvested (to date, we have not declared any dividends).

Annex A—Directors' Remuneration Report



**Chief Executive Officer Total Remuneration History**

The following table presents data showing the percentage change from 2024 to 2025 with respect to the base salaries, benefits and annual cash bonuses of our Executive Director and our employees on a cumulative basis.

Sanj K. Patel Chief Executive Officer and Executive Director	Year Ended 31 December		
	2023	2024	2025
<i>Single Total Figure of Remuneration</i>	(1) \$ 2,345,261	\$ 2,794,087	\$ 6,071,887
<i>Annual Bonus as a Percentage of Maximum Bonus Eligibility</i>	(2) 61.88 %(3)	62.50 %(4)	90.77 %(5)
<i>Long-Term Incentive Plan Compensation as a Percentage of Maximum Eligibility</i>	(6)(7) —	—	—

- (1) Reflects the value in the column labeled "Total Remuneration" in the Single Total Figure of Remuneration of each Director table above.
- (2) While there is not a defined maximum amount of cash bonus that can be approved by the Committee, it exercises discretion to approve bonus payouts reasonable in the context of individual and overall company performance and historically above-target payouts have not exceeded 200% of target bonus. For purposes of this table only, the historical 200% cap is being used in place of a formal maximum.
- (3) Reflects a bonus payout of 80% of the Executive Director's salary. The Executive Director's bonus target for the given year was 65%
- (4) Reflects a bonus payout of 81% of the Executive Director's salary. The Executive Director's bonus target for the given year was 65%
- (5) Reflects a bonus payout of 136% of the Executive Director's salary. The Executive Director's bonus target for the given year was 75%

Annex A—Directors' Remuneration Report

- (6) The Directors receive market value share options as part of their remuneration with an exercise price equivalent to the closing price of our Class A Shares on the date of grant. These options are not subject to performance conditions. The remuneration value of such awards in the year of award is not included because there is no intrinsic value at the applicable date of grant. Refer to "Statement of Directors' Shareholder and Share Interests" above. Granted PSUs are disregarded from the value of long-term equity awards in the year of grant and will instead be reflected in the value of long-term equity award remuneration in the year in which the applicable performance period ends.
- (7) While there is not a defined maximum amount of equity awards that can be approved by the Committee, it exercises discretion to approve awards reasonable in the context of individual and overall company performance and historically has not granted awards with a cumulative fair market value in excess of 800% of a Director's base salary. Because no remuneration was reported in the Single Total Figure of Remuneration of each Director table related to long-term incentive equity remuneration for the year ended 31 December 2025, these columns reflect a percentage of 0%.

**Percentage Change in Remuneration of our Directors and Employees**

2024 was the first year for which the Company has prepared a Remuneration Report. We have presented data showing the percentage change from 2023 to 2025 with respect to base salaries, benefits and annual cash bonuses for each of our Directors and our employees as a whole. We expect to report the percentage change in remuneration for our Directors for 2023 onwards. The following tables reflect the year-over-year increases in each of (a) base salaries (b) benefits and (c) annual bonuses for each of our Directors and for all employees (other than the Executive Director) as a whole.

	Base Salary				Benefits <sup>(1)</sup>				Annual Bonus <sup>(1)</sup>			
	Year Ended 31 December		Increase/ (Decrease)		Year Ended 31 December		Increase/ (Decrease)		Year Ended 31 December		Increase/ (Decrease)	
	2023	2024	\$	%	2023	2024	\$	%	2023	2024	\$	%
<b>Executive Directors</b>												
Sanj K. Patel	864,780	899,371	34,591	4.00 %	32,237	32,417	180	0.56 %	695,663 <sup>(2)</sup>	730,739 <sup>(3)</sup>	35,076	5.04 %
<b>Non-Executive Directors</b>												
Felix J. Baker	94,700	91,350	(3,350)	(3.50)%	—	—	—	—	—	—	—	—
Stephen R. Biggar	55,600	55,600	—	0.00 %	—	—	—	—	—	—	—	—
M. Canteley Boyd	—	11,575	11,575	n/a	—	—	—	—	—	—	—	—
G. Bradley Cole	49,000	49,000	—	0.00 %	—	—	—	—	—	—	—	—
Richard S. Levy	53,400	53,400	—	0.00 %	—	—	—	—	—	—	—	—
Thomas R. Malley	64,000	65,575	1,575	2.46 %	—	—	—	—	—	—	—	—
Tracey L. McCain	49,000	49,000	—	0.00 %	—	—	—	—	—	—	—	—
Kimberly J. Popovits	46,300	49,650	3,350	7.24 %	—	—	—	—	—	—	—	—
Barry D. Quart	56,193	63,175	6,982	12.43 %	—	—	—	—	—	—	—	—
<b>Employees<sup>(4)</sup></b>	51,137	64,475	13,338	26.08 %	4,042	5,255	1,213	30.01 %	10,151	11,234	1,083	10.67 %

- (1) None of the Non-Executive Directors were eligible to receive benefits or cash annual bonuses.
- (2) Reflects a bonus payout of 80% of the Executive Director's salary. The Executive Director's bonus target for the given year was 65%
- (3) Reflects a bonus payout of 81% of the Executive Director's salary. The Executive Director's bonus target for the given year was 65%
- (4) Employee data in thousands. Reflects total Company expenditures on salaries, annual cash bonuses and benefits on all employees other than the Executive Director.

Annex A—Directors' Remuneration Report

	Base Salary				Benefits <sup>(1)</sup>				Annual Bonus <sup>(1)</sup>			
	Year Ended 31 December		Increase/ (Decrease)		Year Ended 31 December		Increase/ (Decrease)		Year Ended 31 December		Increase/ (Decrease)	
	2024	2025	\$	%	2024	2025	\$	%	2024	2025	\$	%
<b>Executive Directors</b>												
Sanj K. Patel	899,371	943,129	43,758	4.87 %	32,417	32,672	255	0.79 %	730,739 <sup>(2)</sup>	1,284,065 <sup>(3)</sup>	553,326	75.72 %
<b>Non-Executive Directors</b>												
Felix J. Baker	91,350	93,999	2,649	2.90 %	—	—	—	—	—	—	—	—
Stephen R. Biggar	55,600	68,999	13,399	24.10 %	—	—	—	—	—	—	—	—
M. Cantey Boyd	11,575	59,000	47,425	409.72 %	—	—	—	—	—	—	—	—
G. Bradley Cole	49,000	59,999	10,999	22.45 %	—	—	—	—	—	—	—	—
Richard S. Levy	53,400	69,998	16,598	31.08 %	—	—	—	—	—	—	—	—
Thomas R. Malley	65,575	74,999	9,424	14.37 %	—	—	—	—	—	—	—	—
Tracey L. McCain	49,000	59,999	10,999	22.45 %	—	—	—	—	—	—	—	—
Kimberly J. Popovits	49,650	69,999	20,349	40.98 %	—	—	—	—	—	—	—	—
Barry D. Quart	63,175	77,999	14,824	23.46 %	—	—	—	—	—	—	—	—
<b>Employees<sup>(4)</sup></b>	<b>64,475</b>	<b>73,779</b>	<b>9,304</b>	<b>14.43 %</b>	<b>5,255</b>	<b>6,339</b>	<b>1,084</b>	<b>26.08 %</b>	<b>11,234</b>	<b>13,347</b>	<b>2,113</b>	<b>18.81 %</b>

- (1) None of the Non-Executive Directors were eligible to receive benefits or cash annual bonuses.
- (2) Reflects a bonus payout of 81% of the Executive Director's salary. The Executive Director's bonus target for the given year was 65%
- (3) Reflects a bonus payout of 136% of the Executive Director's salary. The Executive Director's bonus target for the given year was 75%
- (4) Employee data in thousands. Reflects total Company expenditures on salaries, annual cash bonuses and benefits on all employees other than the Executive Director.

**Relative Importance of Spend on Pay**

The table below illustrates the Group's expenditure on pay for the year ending 31 December 2025. The comparator chosen to reflect the relative importance of the Group's spend on pay is the Group's research and development expenses due to the nature and stage of the Company's business as a biopharmaceutical company developing and commercializing novel therapies for diseases with unmet need. For more information on research and development expense, please see "Part II—Item 7. Management's Discussion and Analysis of Financial Condition and Results of Operations" in the Form 10-K.

Employee pay expenditure reflects employee-related expenses, including salaries and benefits, travel expenses, and share-based compensation expenses for the Group's employees. Dividend distribution comparators are not included as the Company has no history of such transactions and has no plans to pay dividends in the future.

	Year ending 31 December		Increase/ (decrease)	
	2024	2025	(\$)	(%)
Research and Development Expenses (\$) (in thousands)	111,623	96,853	(14,770)	(13.23)%
Total Group employee pay expenditure (\$) (in thousands)	106,747 <sup>(1)</sup>	120,310 <sup>(1)</sup>	13,563	12.71 %

- (1) Includes salaries, the value of share awards granted in the year, annual bonuses paid for such year, benefits and Company contributions to retirement plans.

**Structure and Role of Committee and approach to Remuneration Matters**

The Committee is comprised of Kimberly Popovits, who chairs the Committee, M. Cantey Boyd and Barry D. Quart. The Committee maintains a charter in compliance with Nasdaq's rules and requirements. The members of the Committee are annually evaluated and determined by the Board as being independent under Nasdaq rules.

## Annex A—Directors' Remuneration Report

The Board maintains corporate governance guidelines that set forth a flexible framework with which the Board and its committees exercise responsibility. Such guidelines are reviewed annually by the Board's Nominating and Corporate Governance Committee, which proposes updates as necessary.

The Committee approaches remuneration as a means to attract and retain talent and incentivize long-term growth in line with the interests of the Company's stakeholders. For the Executive Director, the Committee views these goals as most effectively achieved through an emphasis on variable over fixed remuneration, granting long-term incentive equity awards and, in the year ended 31 December 2024, introducing PSUs to the Executive Director's remuneration package. The Committee also reserves the ability to deploy flexible grants and payments, as needed, to incentive and retain talent or to incentivize the Company's employees to achieve significant and challenging goals, such as through the KPL-387 LTIP.

When applying the Policy to the Executive Director, the Committee seeks to comply with applicable rules and regulations as far as practicable, having regard to the size, nature and business requirements of the Company. Operation of the Policy that differs from UK norms reflect differences in United States market practices when compared to those in the UK, and the need to balance governance obligations against the importance of offering competitive remuneration packages in the markets in which we compete and operate.

Relevant documentation, including the Committee's charter, can be found at: <https://investors.kiniksa.com/corporate-governance/documents-charters>.

### External Advice

---

The Committee has the authority to retain or obtain the advice of compensation consultants, legal counsel and other advisors to assist in carrying out its responsibilities. During the year ended 31 December 2025, the Committee retained an independent remuneration consulting firm, Compensia, Inc. ("Compensia"), to assess and, as applicable, make recommendations with respect to the amount and types of remuneration to provide to our Directors, among related matters. Compensia reported directly to the Committee. The Committee reviewed compensation assessments provided by Compensia comparing our Directors' compensation to that of compensation peer group within our industry, and met with Compensia to discuss such assessments. The Committee retains ultimate discretion to review and approve the Company's compensation peer group by which the remuneration of the Directors is evaluated. The Committee considered the advisor independence factors required under SEC and Nasdaq rules as they relate to Compensia, and did not find any conflicts of interest concerns in 2025. During the year ended 31 December 2025, fees of \$222,512 were paid to Compensia, which were incurred on a time and expenses basis. No other services were provided by Compensia to the Company in the year ended 31 December 2025.

The Committee selected Compensia for its expertise, history with the Company and quality of service. Each year the Committee considers the advisor independence factors required under SEC and Nasdaq rules as they relate to Compensia. The Committee did not find any conflicts of interest concerns in the year ended 31 December 2025.

### Proposed Application of the Policy for the Year Ending 31 December 2026

---

#### *Executive Director Remuneration*

**Fixed Elements of Cash Remuneration.** Effective 1 January 2026, the annual base salary of Sanj K. Patel in his role as Chief Executive Officer and Executive Director is \$995,000.

**Variable Elements of Cash Remuneration.** The target bonus for Mr. Patel in the year ending 31 December 2026 is 80% of base salary. The Committee reviewed 2026 corporate goals in January 2026, and Mr. Patel's annual bonus for the year ending 31 December 2026 will be determined, in part, based on the Company's achievement of such goals. The details of such goals are considered prejudicial and/or

Annex A—Directors' Remuneration Report

commercially sensitive. To the extent that the objectives do not comprise commercially sensitive information, the Company expects to disclose such goals in next year's Remuneration Report, subject to redaction of commercially sensitive/prejudicial information.

**Long-Term Equity Incentive Awards.** In March 2026, the Committee approved grants of (a) 120,150 share options, (b) 30,050 RSUs and (c) 60,100 PSUs to Mr. Patel, and expects to make additional grants of share options and RSUs to Mr. Patel in September of 2026 in accordance with its biannual equity award granting practice. Such awards are designed to align Mr. Patel's interests with those of our shareholders. The Company will report certain details of the grants in its filings with the SEC and in next year's Remuneration Report. Specifics of the PSU's performance metrics, including achievement thresholds, is considered by the Committee to be prejudicial and/or commercially sensitive information. The Committee has determined that due to such prejudicial and/or commercial sensitivity, it will not disclose such information now or ever.

**Benefits.** Mr. Patel will be eligible for the same benefits (e.g., health insurance, life insurance, disability insurance, and 401(k) matching contributions) as he received in the year ended 31 December 2025.

For a chart showing the expected remuneration under base case, target and expected maximum scenarios, see above under "Application of the Remuneration Policy to Executive Director Remuneration for the Year Ending 31 December 2026".

**Non-Executive Director Fees**

Effective 2 February 2026 with respect to Subsequent Awards and 17 March 2026 with respect to Initial Awards, the Company increased equity payments eligible to be earned by its Non-Executive Directors as set forth in the following table. Cash retainers were not increased.

Retainers for the Chair/Lead Independent Director as well as committee chair/member retainers are in addition to the retainer for serving on the Board. The increases were driven by a need to provide market-competitive equity compensation to our Non-Executive Directors.

Board Position	Cash Retainer in the Year Ending 31 December	
	2025	2026
Director	\$ 50,000	\$ 50,000
Chair or Lead Independent Director	\$ 30,000	\$ 30,000
Audit Committee Chair	\$ 20,000	\$ 20,000
Compensation Committee Chair	\$ 20,000	\$ 20,000
Nominating and Corporate Governance Committee Chair	\$ 10,000	\$ 10,000
Science and Research Committee Chair	\$ 20,000	\$ 20,000
Audit Committee Member	\$ 10,000	\$ 10,000
Compensation Committee Member	\$ 9,000	\$ 9,000
Nominating and Corporate Governance Committee Member	\$ 5,000	\$ 5,000
Science and Research Committee Member	\$ 9,000	\$ 9,000

	Equity Award in Year Ending 31 December	
	2025 <sup>(1)</sup>	2026 <sup>(2)</sup>
Initial Award	\$ 600,000	\$ 700,000
Subsequent Award	\$ 340,000	\$ 400,000

- (1) Award reflects such value, divided by the Black-Scholes value of a Class A Share, rounded down to the nearest whole share. Such grants shall not exceed 80,000 Class A Shares with respect to Initial Awards and 40,000 Class A Shares with respect to Subsequent Awards.
- (2) Award reflects such value, divided by the Black-Scholes value of a Class A Share, rounded down to the nearest whole share. Such grants shall not exceed 93,300 Class A Shares with respect to Initial Awards and 53,600 Class A Shares with respect to Subsequent Awards.

Annex A—Directors' Remuneration Report

**Board Composition**

In accordance with the Company's Articles of Association, Non-Executive Directors are elected by the Company's shareholders for a three-year term of office, and successors to the class of Directors whose term expires at a given AGM are elected for a subsequent three-year term. At each AGM, the Directors (or applicable successors) in the class whose term is expiring will stand for re-election (or election) pursuant to an ordinary resolution. At the 2026 AGM, Stephen R. Biggar, G. Bradley Cole and Barry D. Quart will be eligible for re-election.

We currently have ten Directors on our Board, including three Class I Directors consisting of Sanj K. Patel, Thomas R. Malley, and Richard S. Levy; three Class II Directors consisting of Stephen R. Biggar, G. Bradley Cole, and Barry D. Quart; and four Class III Directors consisting of Felix J. Baker, M. Cantey Boyd, Tracey L. McCain, and Kimberly J. Popovits.

The current composition of the Board and its committees, including which Directors serve as committee chairs, is as follows:

Name	Audit	Compensation	Nominating and Corporate Governance	Science and Research
<b>Executive Directors</b>				
Sanj K. Patel				
<b>Non-Executive Directors</b>				
Felix J. Baker			X	X
Stephen R. Biggar			Chair	X
M. Cantey Boyd		X		
G. Bradley Cole	X			
Richard S. Levy				Chair
Thomas R. Malley	Chair	X		
Tracey L. McCain	X			
Kimberly J. Popovits		Chair		
Barry D. Quart	X	X		X

**Attendance**

Attendance of the Committee's meetings in the year ended 31 December 2025 were as follows:

Committee Member	Attendance
M. Cantey Boyd	2 of 2
Kimberly J. Popovits	2 of 2
Barry D. Quart	2 of 2



**ANNEX B—FORM OF PROXY FOR ORDINARY SHAREHOLDERS**

---